



CATALOG
LED INDUSTRIAL LIGHTING



DESCRIPTION

Liquidation of various industrial lighting

START

2 october 2023 to 08:00 [UTC]

END DATE

11 october 2023 from 13:00 [UTC]

VIEWING

- Thursday October 05 2023 from 10:00 until 12:00
BE-2870 PUURS, RIJKSWEG, 19

AUCTIM PARTNER

MOYERSOEN NV

Helststraat 47, 2630 Aartselaar, Belgium
+32 3 827 21 31 - info.moyersoen@auctim.be
BTW BE 0452 153 622





ISSUE - COLLECTION

- Friday October 20 2023 from 09:00 until 11:00
BE-2870 PUURS, RIJKSWEG, 19






Online bidding only!

Catalog created on 11 october 2023 to 04:00



	Item	Description	Start price
	1	10 x 36W Batten light SMD LED slim 3000K - 36 watt Batten light SMD LED 3000K - luminous flux 3850 lumen - light color warm white 3000K - IP20 - product color white - flicker free - dimensions. 1200 x 75 x 25 mm - material plastic and iron - mounting set included - lifespan 15,000 hours - voltage 165-265V - garage light, warehouse light, office light - sku 1057	52€
	2	25 x 36W Batten light SMD LED slim 3000K - 36 watt Batten light SMD LED 3000K - luminous flux 3850 lumen - light color warm white 3000K - IP20 - product color white - flicker free - dimensions. 1200 x 75 x 25 mm - material plastic and iron - mounting set included - lifespan 15,000 hours - voltage 165-265V - garage light, warehouse light, office light - sku 1057	125€
	3	10 x 36W Batten light SMD LED slim 4000K - 36 watt Batten light SMD LED 4000K - luminous flux 3850 lumen - light color natural white 4000K - IP20 - product color white - flicker free - dimensions. 1200 x 75 x 25 mm - material plastic and iron - mounting set included - lifespan 15,000 hours - voltage 165-265V - garage light, warehouse light, office light - sku 1058	52€
	4	25 x 36W Batten light SMD LED slim 4000K - 36 watt Batten light SMD LED 4000K - luminous flux 3850 lumen - light color natural white 4000K - IP20 - product color white - flicker free - dimensions. 1200 x 75 x 25 mm - material plastic and iron - mounting set included - lifespan 15,000 hours - voltage 165-265V - garage light, warehouse light, office light - sku 1058	125€



	5	10 x 36W Batten light SMD LED slim 6500K - 36 watt Batten light SMD LED 6500K - luminous flux 3850 lumen - light color daylight 6500K - IP20 - product color white - flicker free - dimensions. 1200 x 75 x 25 mm - material plastic and iron - mounting set included - lifespan 15,000 hours - voltage 165-265V - garage light, warehouse light, office light - sku 1059	52€
	6	25 x 36W Batten light SMD LED slim 6500K - 36 watt Batten light SMD LED 6500K - luminous flux 3850 lumen - light color daylight 6500K - IP20 - product color white - flicker free - dimensions. 1200 x 75 x 25 mm - material plastic and iron - mounting set included - lifespan 15,000 hours - voltage 165-265V - garage light, warehouse light, office light - sku 1059	125€
	7	10 x 8W 60cm T5 LED light connectable 3000K - 8 watt 60cm T5 LED light connectable 3000K with on/off switch - luminous flux 680 lumen - light color warm white 3000K - SMD LED - product color white - dimensions. 574 x 22 x 33 mm - material PC and PVC - mounting set included - lifespan 30,000 hours - beam angle 120° - voltage 165-265V (50/60Hz) - SKU 00670	25€
	8	30 x 8W 60cm T5 LED light connectable 3000K - 8 watt 60cm T5 LED light connectable 3000K with on/off switch - luminous flux 680 lumen - light color warm white 3000K - SMD LED - product color white - dimensions. 574 x 22 x 33 mm - material PC and PVC - mounting set included - lifespan 30,000 hours - beam angle 120° - voltage 165-265V (50/60Hz) - SKU 00670	75€
	9	10 x 16W 120cm T5 LED light connectable 3000K - 16 watt 120cm T5 LED light connectable 3000K with on/off switch - luminous flux 1360 lumen - light color warm white 3000K - SMD LED - product color white - dimensions. 1179 x 22 x 33 mm - material PC and PVC - mounting set included -	35€






		lifespan 30,000 hours - beam angle 120° - voltage 165-265V (50/60Hz) - SKU 00673	
	10	30 x 16W 120cm T5 LED light connectable 3000K - 16 watt 120cm T5 LED light connectable 3000K with on/off switch - luminous flux 1360 lumen - light color warm white 3000K - SMD LED - product color white - dimensions. 1179 x 22 x 33 mm - material PC and PVC - mounting set included - lifespan 30,000 hours - beam angle 120° - voltage 165-265V (50/60Hz) - SKU 00673	100€
	11	10 x 16W 120cm T5 LED light connectable 4000K - 16 watt 120cm T5 LED light connectable 4000K with on/off switch - luminous flux 1360 lumen - light color neutral white 4000K - SMD LED - product color white - dimensions. 1179 x 22 x 33 mm - material PC and PVC - mounting set included - lifespan 30,000 hours - beam angle 120° - voltage 165-265V (50/60Hz) - SKU 00674	35€
	12	10 x 40W LED Batten thin light 150cm connectable waterproof 4000K - 40 watt LED Batten light thin 150cm connectable waterproof 4000K - luminous flux 4000 lumen - SMD LED - light color neutral white 4000K - IP65 waterproof - product color white - dimensions. 1450 x 28 x 48 mm - material PC - beam angle 120° - mounting set included - lifespan 30,000 hours - voltage 200-240V (50/60Hz) - max 10 battens of light can be linked together - garage light, warehouse light, office light - SKU 00668	90€
	13	40 x 40W LED Batten thin light 150cm connectable waterproof 4000K - 40 watt LED Batten light thin 150cm connectable waterproof 4000K - luminous flux 4000 lumen - SMD LED - light color neutral white 4000K - IP65 waterproof - product color white - dimensions. 1450 x 28 x 48 mm - material PC - beam angle 120° - mounting set included - lifespan 30,000 hours - voltage 200-240V (50/60Hz) - max 10 battens of light can be	340€







		linked together - garage light, warehouse light, office light - SKU 00668	
	14	10 x 40W LED Batten thin light 150cm connectable waterproof 6000K - 40 watt LED Batten light thin 150cm connectable waterproof 6000K - luminous flux 4000 lumen - SMD LED - light color daylight 6000K - IP65 waterproof - product color white - dimensions. 1450 x 28 x 48 mm - material PC - beam angle 120° - mounting set included - lifespan 30,000 hours - voltage 200-240V (50/60Hz) - max 10 battens of light can be linked together - SKU 00669	90€
	15	40 x 40W LED Batten thin light 150cm connectable waterproof 6000K - 40 watt LED Batten light thin 150cm connectable waterproof 6000K - luminous flux 4000 lumen - SMD LED - light color daylight 6000K - IP65 waterproof - product color white - dimensions. 1450 x 28 x 48 mm - material PC - beam angle 120° - mounting set included - lifespan 30,000 hours - voltage 200-240V (50/60Hz) - max 10 battens of light can be linked together - SKU 00669	340€
	16	10 x 36W LED Batten light 120cm connectable waterproof 6000K - 36 watt LED Batten light 120cm connectable waterproof 6000K - luminous flux 2800 lumen - SMD LED - light color daylight 6000K - IP65 waterproof - product color white - dimensions. 1239 x 36 x 61 mm - material PC - beam angle 120° - mounting set included - lifespan 30,000 hours - voltage 200-240V (50/60Hz) - max 10 battens of light can be linked together - garage light, warehouse light, office light - SKU 00511	85€
	17	10 x 48W LED Batten light 150cm connectable waterproof 4000K - 48 watt LED Batten light 150cm connectable waterproof 4000K - luminous flux 3800 lumen - SMD LED - light color neutral white 4000K - IP65 waterproof - product color	110€












		white - dimensions. 1539 x 36 x 61 mm - material PC - beam angle 120° - mounting set included - lifespan 30,000 hours - voltage 200-240V (50/60Hz) - max 8 battens of light can be linked together - garage light, warehouse light, office light - garage light, warehouse light, office light - SKU 00512	
	18	20 x 48W LED Batten light 150cm connectable waterproof 4000K - 48 watt LED Batten light 150cm connectable waterproof 4000K - luminous flux 3800 lumen - SMD LED - light color neutral white 4000K - IP65 waterproof - product color white - dimensions. 1539 x 36 x 61 mm - material PC - beam angle 120° - mounting set included - lifespan 30,000 hours - voltage 200-240V (50/60Hz) - max 8 battens of light can be linked together - garage light, warehouse light, office light - garage light, warehouse light, office light - SKU 00512	215€
	19	10 x 40W 60x60 SMD LED Recessed Backlit Panels white frame 3000K - 40 watt 60x60 SMD LED Recessed Backlit Panels 3000K - luminous flux 4600 lumen - flicker-free - light color warm white 3000K - seal IP20 - beam angle 120° - product color matt white - dimensions. 595 x 595 x 26 mm - material aluminum - mounting set not included - lifespan 25,000 hours - voltage 220-240V - sku 999	120€
	20	20 x 40W 60x60 SMD LED Recessed Backlit Panels white frame 3000K - 40 watt 60x60 SMD LED Recessed Backlit Panels 3000K - luminous flux 4600 lumen - flicker-free - light color warm white 3000K - seal IP20 - beam angle 120° - product color matt white - dimensions. 595 x 595 x 26 mm - material aluminum - mounting set not included - lifespan 25,000 hours - voltage 220-240V - sku 999	230€







	21	40 x 40W 60x60 SMD LED Recessed Backlit Panels white frame 3000K - 40 watt 60x60 SMD LED Recessed Backlit Panels 3000K - luminous flux 4600 lumen - flicker-free - light color warm white 3000K - seal IP20 - beam angle 120° - product color matt white - dimensions. 595 x 595 x 26 mm - material aluminum - mounting set not included - lifespan 25,000 hours - voltage 220-240V - sku 999	450€
	22	10 x 40W 60x60 SMD LED Recessed Backlit Panels white frame 4000K - 40 watt 60x60 SMD LED Recessed Backlit Panels 4000K - luminous flux 4600 lumen - flicker-free - light color neutral white 4000K - seal IP20 - beam angle 120° - product color matt white - dimensions. 595 x 595 x 26 mm - material aluminum - mounting set not included - lifespan 25,000 hours - voltage 220-240V - sku 1000	120€
	23	20 x 40W 60x60 SMD LED Recessed Backlit Panels white frame 4000K - 40 watt 60x60 SMD LED Recessed Backlit Panels 4000K - luminous flux 4600 lumen - flicker-free - light color neutral white 4000K - seal IP20 - beam angle 120° - product color matt white - dimensions. 595 x 595 x 26 mm - material aluminum - mounting set not included - lifespan 25,000 hours - voltage 220-240V - sku 1000	230€
	24	40 x 40W 60x60 SMD LED Recessed Backlit Panels white frame 4000K - 40 watt 60x60 SMD LED Recessed Backlit Panels 4000K - luminous flux 4600 lumen - flicker-free - light color neutral white 4000K - seal IP20 - beam angle 120° - product color matt white - dimensions. 595 x 595 x 26 mm - material aluminum - mounting set not included - lifespan 25,000 hours - voltage 220-240V - sku 1000	450€











	25	10 x 40W 60x60 SMD LED Recessed Backlit Panels white frame 6500K - 40 watt 60x60 SMD LED Recessed Backlit Panels 6500K - luminous flux 4600 lumen - flicker-free - light color daylight 6500K - seal IP20 - beam angle 120° - product color matt white - dimensions. 595 x 595 x 26 mm - material aluminum - mounting set not included - lifespan 25,000 hours - voltage 220-240V - sku 1056	120€
	26	20 x 40W 60x60 SMD LED Recessed Backlit Panels white frame 6500K - 40 watt 60x60 SMD LED Recessed Backlit Panels 6500K - luminous flux 4600 lumen - flicker-free - light color daylight 6500K - seal IP20 - beam angle 120° - product color matt white - dimensions. 595 x 595 x 26 mm - material aluminum - mounting set not included - lifespan 25,000 hours - voltage 220-240V - sku 1056	230€
	27	40 x 40W 60x60 SMD LED Recessed Backlit Panels white frame 6500K - 40 watt 60x60 SMD LED Recessed Backlit Panels 6500K - luminous flux 4600 lumen - flicker-free - light color daylight 6500K - seal IP20 - beam angle 120° - product color matt white - dimensions. 595 x 595 x 26 mm - material aluminum - mounting set not included - lifespan 25,000 hours - voltage 220-240V - sku 1056	450€
	28	10 x 12W Slim Panels SMD LED 3000K - 12 watt Slim Panels SMD LED 3000K - luminous flux 910 lumen - light color warm white 3000K - beam angle 110° - product color white - dimensions Ø 170 x 20 mm - installation diameter ø155mm - material polyamide - mounting set not included - lifespan 30,000 hours - voltage 85-265V - LED driver included - BGH20	24€

	29	10 x 12W Slim Panels SMD LED 4200K - 12 watt Slim Panels SMD LED 4200K - luminous flux 910 lumen - light color neutral white 4200K - beam angle 110° - product color white - dimensions Ø 170 x 20 mm - installation diameter ø155mm - material polyamide - mounting set not included - lifespan 30,000 hours - voltage 85-265V - LED driver included - BGH21	24€
	30	20 x 12W Slim Panels SMD LED 4200K - 12 watt Slim Panels SMD LED 4200K - luminous flux 910 lumen - light color neutral white 4200K - beam angle 110° - product color white - dimensions Ø 170 x 20 mm - installation diameter ø155mm - material polyamide - mounting set not included - lifespan 30,000 hours - voltage 85-265V - LED driver included - BGH21	45€
	31	10 x 18W Slim Panels SMD LED 3000K - 8 watt Slim Panels SMD LED 3000K - luminous flux 1360 lumen - light color warm white 3000K - beam angle 110° - product color white - dimensions Ø 190 x 20.5 mm - installation diameter ø175mm - material polyamide - mounting set not included - lifespan 20,000 hours - voltage 220-240V - LED driver included - SKU BGH04	30€
	32	20 x 18W Slim Panels SMD LED 3000K - 8 watt Slim Panels SMD LED 3000K - luminous flux 1360 lumen - light color warm white 3000K - beam angle 110° - product color white - dimensions Ø 190 x 20.5 mm - installation diameter ø175mm - material polyamide - mounting set not included - lifespan 20,000 hours - voltage 220-240V - LED driver included - SKU BGH04	55€
	33	10 x 18W Slim Panels SMD LED 4200K - 8 watt Slim Panels SMD LED 4200K - luminous flux 1360 lumen - light color neutral white 4200K - beam angle 110° - product color white - dimensions Ø 190 x 20.5 mm - installation diameter ø175mm - material polyamide - mounting set not included - lifespan 20,000 hours - voltage 220-240V - LED	30€







		driver included - SKU BGH05	
	34	20 x 18W Slim Panels SMD LED 4200K - 8 watt Slim Panels SMD LED 4200K - luminous flux 1360 lumen - light color neutral white 4200K - beam angle 110° - product color white - dimensions Ø 190 x 20.5 mm - installation diameter ø175mm - material polyamide - mounting set not included - lifespan 20,000 hours - voltage 220-240V - LED driver included - SKU BGH05	55€
	35	6 x 12W Surface-mounted LED Panels waterproof fire-resistant with microwave sensor 4000K - 12 watt Surface-mounted LED Panels waterproof fire-resistant with microwave sensor 4000K - luminous flux 960 lumen - light color neutral white 4000K - flicker free - product color white - dimensions Ø 160 x 46mm - material PC and ABS - mounting kit included - Detected distance of 3-5 meters - 30 seconds on - voltage 165-265V - SKU 1060	42€
	36	10 x 12W Surface-mounted LED Panels waterproof fire-resistant with microwave sensor 4000K - 12 watt Surface-mounted LED Panels waterproof fire-resistant with microwave sensor 4000K - luminous flux 960 lumen - light color neutral white 4000K - flicker free - product color white - dimensions Ø 160 x 46mm - material PC and ABS - mounting kit included - Detected distance of 3-5 meters - 30 seconds on - voltage 165-265V - SKU 1060	68€
	37	16 x 12W Surface-mounted LED Panels waterproof fire-resistant with microwave sensor 4000K - 12 watt Surface-mounted LED Panels waterproof fire-resistant with microwave sensor 4000K - luminous flux 960 lumen - light color neutral white 4000K - flicker free - product color white - dimensions Ø 160 x 46mm - material PC and ABS - mounting kit included - Detected distance of 3-5 meters - 30 seconds on - voltage 165-265V - SKU 1060	110€







 	38	20 x 12W Surface-mounted LED Panels waterproof fire-resistant with microwave sensor 4000K - 12 watt Surface-mounted LED Panels waterproof fire-resistant with microwave sensor 4000K - luminous flux 960 lumen - light color neutral white 4000K - flicker free - product color white - dimensions Ø 160 x 46mm - material PC and ABS - mounting kit included - Detected distance of 3-5 meters - 30 seconds on - voltage 165-265V - SKU 1060	135€
 	39	20 x 12W Surface-mounted LED Panels oval waterproof fire-resistant 3000K - 12 watt Surface-mounted LED Panels oval waterproof fire-resistant 3000K - luminous flux 960 lumen - light color warm white 3000K - waterproof IP65 - product color white - dimensions 160 x 46 x 84mm - material PC and ABS - mounting set included - lifespan 30,000 hours - voltage 165-240V - beam angle 120° - flicker free - suitable for wall and ceiling - SKU 00631	75€
 	40	20 x 12W Surface-mounted LED Panels oval waterproof fire-resistant 6000K - 12 watt Surface-mounted LED Panels oval waterproof fire-resistant 6000K - luminous flux 960 lumen - light color daylight 6000K - waterproof IP65 - product color white - dimensions 160 x 46 x 84mm - material PC and ABS - mounting set included - lifespan 30,000 hours - voltage 165-240V - beam angle 120° - flicker free - suitable for wall and ceiling - SKU 00633	75€
 	41	20 x 12W Surface-mounted LED Panels waterproof fire-resistant 3000K - 12 watt Surface-mounted LED Panels waterproof fire-resistant 3000K - luminous flux 960 lumen - light color warm white 3000K - flicker free - product color white - dimensions Ø 160 x 46mm - material PC and ABS - mounting set included - voltage 165-265V (50/60Hz) - material PC - suitable for wall and ceiling - SKU 00634	85€




	42	20 x 12W Surface-mounted LED Panels waterproof fire-resistant 4000K - 12 watt Surface-mounted LED Panels waterproof fire-resistant 4000K - luminous flux 960 lumen - light color neutral white 4000K - flicker free - product color white - dimensions Ø 160 x 46mm - material PC and ABS - mounting set included - voltage 165-265V (50/60Hz) - material PC - suitable for wall and ceiling - SKU 00635	85€
	43	20 x 12W Surface-mounted LED Panels waterproof fire-resistant 6000K - 12 watt Surface-mounted LED Panels waterproof fire-resistant 6000K - luminous flux 960 lumen - light color ndaylight 6000K - flicker free - product color white - dimensions Ø 160 x 46mm - material PC and ABS - mounting set included - voltage 165 -265V (50/60Hz) - material PC - suitable for wall and ceiling - SKU 00636	85€
	44	10 x 9W Frameless recessed LED Panel with adjustable clamping system 3000K - 9 watt Frameless LED Panel with adjustable clamping system 3000K - luminous flux 810 lumen - light color warm white 3000K - seal IP20 - beam angle 120° - SMD LED - product color white - dimensions Ø 90 x 20 mm - installation diameter ø 55-80mm adjustable clamping system - material aluminum and PP diffuser - lifespan 30,000 hours - voltage 165-265V - LED driver included - SKU 00760	25€
	45	20 x 9W Frameless recessed LED Panel with adjustable clamping system 3000K - 9 watt Frameless LED Panel with adjustable clamping system 3000K - luminous flux 810 lumen - light color warm white 3000K - seal IP20 - beam angle 120° - SMD LED - product color white - dimensions Ø 90 x 20 mm - installation diameter ø 55-80mm adjustable clamping system - material aluminum and PP diffuser - lifespan 30,000 hours - voltage 165-265V - LED driver included - SKU 00760	50€






	46	10 x 9W Frameless recessed LED Panel with adjustable clamping system 4000K - 9 watt Frameless LED Panel with adjustable clamping system 4000K - luminous flux 810 lumen - light color neutral white 4000K - seal IP20 - beam angle 120° - SMD LED - product color white - dimensions Ø 90 x 20 mm - installation diameter ø 55-80mm adjustable clamping system - material aluminum and PP diffuser - lifespan 30,000 hours - voltage 165-265V - LED driver included - SKU 00761	25€
	47	10 x 9W Frameless recessed LED Panel with adjustable clamping system 6000K - 9 watt Frameless LED Panel with adjustable clamping system 6000K - luminous flux 810 lumen - light color daylight 6000K - sealing IP20 - beam angle 120° - SMD LED - product color white - dimensions Ø 90 x 20 mm - installation diameter ø 55-80mm adjustable clamp system - material aluminum and PP diffuser - lifespan 30,000 hours - voltage 165-265V - LED driver included - SKU 00762	25€
	48	10 x 18W Frameless recessed LED Panel with adjustable clamping system 3000K - 18 watt Frameless LED Panel with adjustable clamping system 3000K - luminous flux 1620 lumen - light color warm white 3000K - seal IP20 - beam angle 120° - SMD LED - product color white - dimensions Ø 120 x 20 mm - installation diameter ø 50-110mm adjustable clamp system - material aluminum and PP diffuser - lifespan 30,000 hours - voltage 165-265V - LED driver included - SKU 00763	35€
	49	30 x 18W Frameless recessed LED Panel with adjustable clamping system 3000K - 18 watt Frameless LED Panel with adjustable clamping system 3000K - luminous flux 1620 lumen - light color warm white 3000K - seal IP20 - beam angle 120° - SMD LED - product color white - dimensions Ø 120 x 20 mm - installation diameter ø 50-110mm adjustable clamp system - material aluminum and PP diffuser - lifespan 30,000 hours -	100€







		voltage 165-265V - LED driver included - SKU 00763	
	50	10 x 18W Frameless recessed LED Panel with adjustable clamping system 4000K - 18 watt Frameless LED Panel with adjustable clamping system 4000K - luminous flux 1620 lumen - light color neutral white 4000K - sealing IP20 - beam angle 120° - SMD LED - product color white - dimensions Ø 120 x 20 mm - installation diameter ø 50-110mm adjustable clamp system - material aluminum and PP diffuser - lifespan 30,000 hours - voltage 165-265V - LED driver included - SKU 00764	35€
	51	10 x 18W Frameless recessed LED Panel with adjustable clamping system 6000K - 18 watt Frameless LED Panel with adjustable clamping system 6000K - luminous flux 1620 lumen - light color daylight 6000K - sealing IP20 - beam angle 120° - SMD LED - product color white - dimensions Ø 120 x 20 mm - installation diameter ø 50-110mm adjustable clamping system - material aluminum and PP diffuser - lifespan 30,000 hours - voltage 165-265V - LED driver included - SKU 00765	35€
	52	30 x 18W Frameless recessed LED Panel with adjustable clamping system 6000K - 18 watt Frameless LED Panel with adjustable clamping system 6000K - luminous flux 1620 lumen - light color daylight 6000K - sealing IP20 - beam angle 120° - SMD LED - product color white - dimensions Ø 120 x 20 mm - installation diameter ø 50-110mm adjustable clamping system - material aluminum and PP diffuser - lifespan 30,000 hours - voltage 165-265V - LED driver included - SKU 00765	100€




	53	10 x 24W Frameless recessed LED Panel with adjustable clamping system 3000K - 24 watt Frameless LED Panel with adjustable clamping system 3000K - luminous flux 2160 lumen - light color warm white 3000K - sealing IP20 - beam angle 120° - SMD LED - product color white - dimensions Ø 170 x 20 mm - installation diameter ø 75-160mm adjustable clamping system - material aluminum and PP diffuser - lifespan 30,000 hours - voltage 165-265V - LED driver included - SKU 00766	47€
	54	30 x 24W Frameless recessed LED Panel with adjustable clamping system 3000K - 24 watt Frameless LED Panel with adjustable clamping system 3000K - luminous flux 2160 lumen - light color warm white 3000K - sealing IP20 - beam angle 120° - SMD LED - product color white - dimensions Ø 170 x 20 mm - installation diameter ø 75-160mm adjustable clamp system - material aluminum and PP diffuser - lifespan 30,000 hours - voltage 165-265V - LED driver included - SKU 00766	135€
	55	10 x 24W Frameless recessed LED Panel with adjustable clamping system 4000K - 24 watt Frameless LED Panel with adjustable clamping system 4000K - luminous flux 2160 lumen - light color neutral white 4000K - sealing IP20 - beam angle 120° - SMD LED - product color white - dimensions Ø 170 x 20 mm - installation diameter ø 75-160mm adjustable clamp system - material aluminum and PP diffuser - lifespan 30,000 hours - voltage 165-265V - LED driver included - SKU 00767	47€
	56	30 x 24W Frameless recessed LED Panel with adjustable clamping system 4000K - 24 watt Frameless LED Panel with adjustable clamping system 4000K - luminous flux 2160 lumen - light color neutral white 4000K - sealing IP20 - beam angle 120° - SMD LED - product color white - dimensions Ø 170 x 20 mm - installation diameter	135€

		<p>ø 75-160mm adjustable clamp system - material aluminum and PP diffuser - lifespan 30,000 hours - voltage 165-265V - LED driver included - SKU 00767</p>	
	57	<p>8 x 90W LED UFO Highbay SLIM Design Waterproof 5000K - 90 watt LED UFO Highbay SLIM Design Waterproof 5000K - luminous flux 7700 lumen SMD LED - light color daylight 5000K - waterproof IP65 - Linear IC driver included - beam angle 90° - product color sand black - diam Ø 270 x 37mm - material aluminum - mounting set not included - lifespan 30,000 hours - voltage 200-240V - PF >0.9 - CRI >80 - SKU 972 - it may show a 5% difference in watts and lumens</p>	145€
	58	<p>16 x 90W LED UFO Highbay SLIM Design Waterproof 5000K - 90 watt LED UFO Highbay SLIM Design Waterproof 5000K - luminous flux 7700 lumen SMD LED - light color daylight 5000K - waterproof IP65 - Linear IC driver included - beam angle 90° - product color sand black - diam Ø 270 x 37mm - material aluminum - mounting set not included - lifespan 30,000 hours - voltage 200-240V - PF >0.9 - CRI >80 - SKU 972 - it may show a 5% difference in watts and lumens</p>	285€
	59	<p>8 x 130W LED UFO Highbay SLIM Design Waterproof 5000K - 130 watt LED UFO Highbay SLIM Design Waterproof 5000K - luminous flux 11000 lumen SMD LED - light color daylight 5000K - waterproof IP65 - Linear IC driver included - beam angle 90° - product color sand black - diam Ø 310 x 37mm - material aluminum - mounting set not included - lifespan 30,000 hours - voltage 200-240V - PF >0.9 - CRI >80 - SKU 973 - it may show a 5% difference in watts and lumens</p>	185€







	60	16 x 130W LED UFO Highbay SLIM Design Waterproof 5000K - 130 watt LED UFO Highbay SLIM Design Waterproof 5000K - luminous flux 11000 lumen SMD LED - light color daylight 5000K - waterproof IP65 - Linear IC driver included - beam angle 90° - product color sand black - diam Ø 310 x 37mm - material aluminum - mounting set not included - lifespan 30,000 hours - voltage 200-240V - PF >0.9 - CRI >80 - SKU 973 - it may show a 5% difference in watts and lumens	365€
	61	5 x 100W LED UFO Highbay SLIM Design Waterproof 3000K - 100 watt LED UFO Highbay SLIM Design Waterproof 3000K - luminous flux 11000 lumen SMD LED - lumen/watt 110 high lumen - light color warm white 3000K - waterproof IP65 - Linear IC driver included - beam angle 90° - product color sand black - diam Ø 270 x 37mm - material aluminum - mounting set not included - lifespan 30,000 hours - voltage 200-240V - PF >0.9 - CRI >80 - SKU 00870 - it may show a 5% difference in watts and lumens	100€
	62	10 x 100W LED UFO Highbay SLIM Design Waterproof 3000K - 100 watt LED UFO Highbay SLIM Design Waterproof 3000K - luminous flux 11000 lumen SMD LED - lumen/watt 110 high lumen - light color warm white 3000K - waterproof IP65 - Linear IC driver included - beam angle 90° - product color sand black - diam Ø 270 x 37mm - material aluminum - mounting set not included - lifespan 30,000 hours - voltage 200-240V - PF >0.9 - CRI >80 - SKU 00870 - it may show a 5% difference in watts and lumens	200€
	63	5 x 100W LED UFO Highbay SLIM Design Waterproof 6000K - 100 watt LED UFO Highbay SLIM Design Waterproof 6000K - luminous flux 11000 lumen SMD LED - lumen/watt 110 high lumen - light color daylight 6000K - waterproof IP65 - Linear IC driver included - beam angle 90° - product color sand black - diam Ø 270 x 37mm - material aluminum - mounting set not included -	100€










		lifespan 30,000 hours - voltage 200-240V - PF >0.9 - CRI >80 - SKU 00872 - it can show a 5% difference in watts and lumens	
	64	10 x 100W LED UFO Highbay SLIM Design Waterproof 6000K - 100 watt LED UFO Highbay SLIM Design Waterproof 6000K - luminous flux 11000 lumen SMD LED - lumen/watt 110 high lumen - light color daylight 6000K - waterproof IP65 - Linear IC driver included - beam angle 90° - product color sand black - diam Ø 270 x 37mm - material aluminum - mounting set not included - lifespan 30,000 hours - voltage 200-240V - PF >0.9 - CRI >80 - SKU 00872 - it can show a 5% difference in watts and lumens	200€
	65	20 x 100W LED UFO Highbay SLIM Design Waterproof 6000K - 100 watt LED UFO Highbay SLIM Design Waterproof 6000K - luminous flux 11000 lumen SMD LED - lumen/watt 110 high lumen - light color daylight 6000K - waterproof IP65 - Linear IC driver included - beam angle 90° - product color sand black - diam Ø 270 x 37mm - material aluminum - mounting set not included - lifespan 30,000 hours - voltage 200-240V - PF >0.9 - CRI >80 - SKU 00872 - it can show a 5% difference in watts and lumens	395€
	66	5 x 150W LED UFO Highbay SLIM Design Waterproof 6000K - 150 watt LED UFO Highbay SLIM Design Waterproof 6000K - luminous flux 16500 lumen SMD LED - lumen/watt 110 high lumen - light color daylight 6000K - waterproof IP65 - Linear IC driver included - beam angle 90° - product color sand black - diam Ø 312 x 41mm - material aluminum - mounting set not included - lifespan 30,000 hours - voltage 200-240V - PF >0.9 - CRI >80 - SKU 00875 - it may show a 5% difference in watts and lumens	130€







	67	10 x 150W LED UFO Highbay SLIM Design Waterproof 6000K - 150 watt LED UFO Highbay SLIM Design Waterproof 6000K - luminous flux 16500 lumen SMD LED - lumen/watt 110 high lumen - light color daylight 6000K - waterproof IP65 - Linear IC driver included - beam angle 90° - product color sand black - diam Ø 312 x 41mm - material aluminum - mounting set not included - lifespan 30,000 hours - voltage 200-240V - PF >0.9 - CRI >80 - SKU 00875 - it may show a 5% difference in watts and lumens	250€
	68	20 x 150W LED UFO Highbay SLIM Design Waterproof 6000K - 150 watt LED UFO Highbay SLIM Design Waterproof 6000K - luminous flux 16500 lumen SMD LED - lumen/watt 110 high lumen - light color daylight 6000K - waterproof IP65 - Linear IC driver included - beam angle 90° - product color sand black - diam Ø 312 x 41mm - material aluminum - mounting set not included - lifespan 30,000 hours - voltage 200-240V - PF >0.9 - CRI >80 - SKU 00875 - it can show a 5% difference in watts and lumens	495€
	69	8 x 200W LED UFO Highbay SLIM Waterproof 3000K with lens - 200 watt LED UFO Highbay SLIM Design Waterproof 3000K - luminous flux 21000 lumen SMD LED - with lens - light color warm white 3000K - waterproof IP65 - Linear IC driver included - flicker free - beam angle 90° - product color sand black - diam Ø 382 x 30mm - material aluminum and PC lens - mounting set not included - lifespan 25000 hours - voltage 200-240V - it can show a 5% difference in watts and lumens - sku 1021	150€
	70	16 x 200W LED UFO Highbay SLIM Waterproof 3000K with lens - 200 watt LED UFO Highbay SLIM Design Waterproof 3000K - luminous flux 21000 lumen SMD LED - with lens - light color warm white 3000K - waterproof IP65 - Linear IC driver included - flicker free - beam angle 90° - product color sand black - diam Ø 382 x 30mm - material	470€







		aluminum and PC lens - mounting set not included - lifespan 25000 hours - voltage 200-240V - it can show a 5% difference in watts and lumens - sku 1021	
	71	5 x 200W LED UFO Highbay SLIM Waterproof 4000K with lens - 200 watt LED UFO Highbay SLIM Design Waterproof 4000K - luminous flux 21000 lumen SMD LED - with lens - light color neutral white 4000K - waterproof IP65 - Linear IC driver included - flicker free - beam angle 90° - product color sand black - diam Ø 382 x 30mm - material aluminum and PC lens - mounting set not included - lifespan 25000 hours - voltage 200-240V - it can show a 5% difference in watts and lumens - sku 1022	150€
	72	10 x 200W LED UFO Highbay SLIM Waterproof 4000K with lens - 200 watt LED UFO Highbay SLIM Design Waterproof 4000K - luminous flux 21000 lumen SMD LED - with lens - light color neutral white 4000K - waterproof IP65 - Linear IC driver included - flicker free - beam angle 90° - product color sand black - diam Ø 382 x 30mm - material aluminum and PC lens - mounting set not included - lifespan 25000 hours - voltage 200-240V - it can show a 5% difference in watts and lumens - sku 1022	295€
	73	20 x 200W LED UFO Highbay SLIM Waterproof 4000K with lens - 200 watt LED UFO Highbay SLIM Design Waterproof 4000K - luminous flux 21000 lumen SMD LED - with lens - light color neutral white 4000K - waterproof IP65 - Linear IC driver included - flicker free - beam angle 90° - product color sand black - diam Ø 382 x 30mm - material aluminum and PC lens - mounting set not included - lifespan 25000 hours - voltage 200-240V - it can show a 5% difference in watts and lumens - sku 1022	580€





	74	<p>5 x 200W LED UFO Highbay SLIM Waterproof 6500K with lens - 200 watt LED UFO Highbay SLIM Design Waterproof 6500K - luminous flux 21000 lumen SMD LED - with lens - light color daylight 6500K - waterproof IP65 - Linear IC driver included - flicker free - beam angle 90° - product color sand black - diam Ø 382 x 30mm - material aluminum and PC lens - mounting set not included - lifespan 25000 hours - voltage 200-240V - it can show a 5% difference in watts and lumens - sku 1023</p>	150€
	75	<p>10 x 200W LED UFO Highbay SLIM Waterproof 6500K with lens - 200 watt LED UFO Highbay SLIM Design Waterproof 6500K - luminous flux 21000 lumen SMD LED - with lens - light color daylight 6500K - waterproof IP65 - Linear IC driver included - flicker free - beam angle 90° - product color sand black - diam Ø 382 x 30mm - material aluminum and PC lens - mounting set not included - lifespan 25000 hours - voltage 200-240V - it can show a 5% difference in watts and lumens - sku 1023</p>	295€
	76	<p>20 x 200W LED UFO Highbay SLIM Waterproof 6500K with lens - 200 watt LED UFO Highbay SLIM Design Waterproof 6500K - luminous flux 21000 lumen SMD LED - with lens - light color daylight 6500K - waterproof IP65 - Linear IC driver included - flicker free - beam angle 90° - product color sand black - diam Ø 382 x 30mm - material aluminum and PC lens - mounting set not included - lifespan 25000 hours - voltage 200-240V - it can show a 5% difference in watts and lumens - sku 1023</p>	580€
	77	<p>8 x 100W PRO SMD LED UFO Highbay Waterproof 5000K - 100 watt SMD LED UFO Highbay PRO Waterproof 5000K - luminous flux 13000 lumen - light color daylight 5000K - waterproof IP65 - with LiFud LED Driver - with lens - beam angle 100° - product color black - Ø 270 x 150mm - material aluminum - mounting set not included - lifespan</p>	280€

		50,000 hours - voltage 220-240V - PF >0.9 - CRI >80 - sku 969	
	78	16 x 100W PRO SMD LED UFO Highbay Waterproof 5000K - 100 watt SMD LED UFO Highbay PRO Waterproof 5000K - luminous flux 13000 lumen - light color daylight 5000K - waterproof IP65 - with LiFud LED Driver - with lens - beam angle 100° - product color black - Ø 270 x 150mm - material aluminum - mounting set not included - lifespan 50,000 hours - voltage 220-240V - PF >0.9 - CRI >80 - sku 969	555€
	79	8 x 150W PRO SMD LED UFO Highbay Waterproof 5000K - 150 watt SMD LED UFO Highbay PRO Waterproof 5000K - luminous flux 19500 lumen - light color daylight 5000K - waterproof IP65 - with LiFud LED Driver - with lens - beam angle 100° - product color black - diam Ø 305 x 150mm - material aluminum - mounting set not included - lifespan 50,000 hours - voltage 220-240V - PF >0.9 - CRI >80 - sku 970	355€
	80	16 x 150W PRO SMD LED UFO Highbay Waterproof 5000K - 150 watt SMD LED UFO Highbay PRO Waterproof 5000K - luminous flux 19500 lumen - light color daylight 5000K - waterproof IP65 - with LiFud LED Driver - with lens - beam angle 100° - product color black - diam Ø 305 x 150mm - material aluminum - mounting set not included - lifespan 50,000 hours - voltage 220-240V - PF >0.9 - CRI >80 - sku 970	700€
	81	8 x 200W PRO SMD LED UFO Highbay Waterproof 5000K - 200 watt SMD LED UFO Highbay PRO Waterproof 5000K - luminous flux 26000 lumen - light color daylight 5000K - waterproof IP65 - with LiFud LED Driver - with lens - beam angle 90° - product color black - diam Ø 345 x 150mm - material aluminum - mounting set not included - lifespan 50,000 hours - voltage 220-240V - PF >0.9 - CRI >80 - sku 971	435€




	82	16 x 200W PRO SMD LED UFO Highbay Waterproof 5000K - 200 watt SMD LED UFO Highbay PRO Waterproof 5000K - luminous flux 26000 lumen - light color daylight 5000K - waterproof IP65 - with LiFud LED Driver - with lens - beam angle 90° - product color black - diam Ø 345 x 150mm - material aluminum - mounting set not included - lifespan 50,000 hours - voltage 220- 240V - PF >0.9 - CRI >80 - sku 971	855€
	83	4 x 100W SMD LED Street lighting 3000K Waterproof tiltable - 100 watt SMD LED Street lighting 3000K Waterproof - luminous flux 11600 lumen - light color warm white 3000K - waterproof IP65 - beam angle 130° - with lens - with tilting wall bracket - product color black and gray - dimensions . 562 x 215 x 98mm - material aluminum and PC lens - with IC driver - mounting set not included - lifespan 35,000 hours - voltage 85-265V - Energy class D - sku 00937	115€
	84	8 x 100W SMD LED Street lighting 3000K Waterproof tiltable - 100 watt SMD LED Street lighting 3000K Waterproof - luminous flux 11600 lumen - light color warm white 3000K - waterproof IP65 - beam angle 130° - with lens - with tilting wall bracket - product color black and gray - dimensions . 562 x 215 x 98mm - material aluminum and PC lens - with IC driver - mounting set not included - lifespan 35,000 hours - voltage 85-265V - Energy class D - sku 00937	225€
	85	4 x 100W SMD LED Street lighting 4200K Waterproof tiltable - 100 watt SMD LED Street lighting 4200K Waterproof - luminous flux 11600 lumen - light color neutral white 4200K - waterproof IP65 - beam angle 130° - with lens - with tilting wall bracket - product color black and gray - dimensions . 562 x 215 x 98mm - material aluminum and PC lens - with IC driver - mounting set not included - lifespan 35,000 hours - voltage 85-265V - Energy class D - sku 00938	115€







	86	8 x 100W SMD LED Street lighting 4200K Waterproof tiltable - 100 watt SMD LED Street lighting 4200K Waterproof - luminous flux 11600 lumen - light color neutral white 4200K - waterproof IP65 - beam angle 130° - with lens - with tilting wall bracket - product color black and gray - dimensions . 562 x 215 x 98mm - material aluminum and PC lens - with IC driver - mounting set not included - lifespan 35,000 hours - voltage 85-265V - Energy class D - sku 00938	225€
	87	4 x 100W SMD LED Street lighting 6200K Waterproof tiltable - 100 watt SMD LED Street lighting 6200K Waterproof - luminous flux 11600 lumen - light color daylight 6200K - waterproof IP65 - beam angle 130° - with lens - with tilting wall bracket - product color black and gray - dimensions. 562 x 215 x 98mm - material aluminum and PC lens - with IC driver - mounting set not included - lifespan 35,000 hours - voltage 85-265V - Energy class D - sku 00939	115€
	88	8 x 100W SMD LED Street lighting 6200K Waterproof tiltable - 100 watt SMD LED Street lighting 6200K Waterproof - luminous flux 11600 lumen - light color daylight 6200K - waterproof IP65 - beam angle 130° - with lens - with tilting wall bracket - product color black and gray - dimensions. 562 x 215 x 98mm - material aluminum and PC lens - with IC driver - mounting set not included - lifespan 35,000 hours - voltage 85-265V - Energy class D - sku 00939	225€
	89	2 x 20W SMD LED Solar Street Lights with Remote Control - 20 watt SMD LED Solar Street Lights with remote control - light color 5000 kelvin - waterproof IP65 - luminous flux 1800 lumen - product color black and gray - voltage 85-265V - lifespan 20,000 hours - dimensions 365 x 190 mm - beam angle 90° - aluminum housing and glass - solar panel dimensions 347 x 606mm - solar panel power 25W voltage 6V - battery 3.2V 15A works 4 hours 100% and 4 hours 50% - wall mounting not	135€







		included - including black iron wall bracket - diam Ø 60 x 500mm 113° angle - sku 410	
	90	4 x 20W SMD LED Solar Street Lights with Remote Control - 20 watt SMD LED Solar Street Lights with remote control - light color 5000 kelvin - waterproof IP65 - luminous flux 1800 lumen - product color black and gray - voltage 85-265V - lifespan 20,000 hours - dimensions 365 x 190 mm - beam angle 90° - aluminum housing and glass - solar panel dimensions 347 x 606mm - solar panel power 25W voltage 6V - battery 3.2V 15A works 4 hours 100% and 4 hours 50% - wall mounting not included - including black iron wall bracket - diam Ø 60 x 500mm 113° angle - sku 410	270€
	91	8 x 20W SMD LED Solar Street Lights with Remote Control - 20 watt SMD LED Solar Street Lights with remote control - light color 5000 kelvin - waterproof IP65 - luminous flux 1800 lumen - product color black and gray - voltage 85-265V - lifespan 20,000 hours - dimensions 365 x 190 mm - beam angle 90° - aluminum housing and glass - solar panel dimensions 347 x 606mm - solar panel power 25W voltage 6V - battery 3.2V 15A works 4 hours 100% and 4 hours 50% - wall mounting not included - including black iron wall bracket - diam Ø 60 x 500mm 113° angle - sku 410	530€
	92	4 x 100W Street lighting SMD LED Waterproof 3000K - 100 watt SMD LED Standard Street lighting 3000K Waterproof - luminous flux 10000 lumen - lumen/watt 100 high lumen - light color warm white 3000K - waterproof IP65 - beam angle 90° - with lens - product color black and gray - dim. 520 x 210 x 67mm - material aluminum - mounting set not included - lifespan 30,000 hours - voltage 85-265V - sku 406	115€



	93	4 x 100W Street lighting SMD LED Waterproof 5000K - 100 watt SMD LED Street lighting 5000K Waterproof - luminous flux 10000 lumen - lumen/watt 100 high lumen - light color daylight 5000K - waterproof IP65 - beam angle 90° - with lens - product color black and gray - dimensions . 520 x 210 x 67mm - material aluminum - mounting set not included - lifespan 30,000 hours - voltage 85-265V - sku 358	115€
	94	10 x 100W Street lighting SMD LED Waterproof 5000K - 100 watt SMD LED Street lighting 5000K Waterproof - luminous flux 10000 lumen - lumen/watt 100 high lumen - light color daylight 5000K - waterproof IP65 - beam angle 90° - with lens - product color black and gray - dimensions . 520 x 210 x 67mm - material aluminum - mounting set not included - lifespan 30,000 hours - voltage 85-265V - sku 358	280€
	95	2 x 50W PRO Street Lighting SMD LED Waterproof 5000K - 50W Street Lighting PRO SMD LED Waterproof 5000K - luminous flux 5500 lumen - lumen/watt 110 high lumen - light color daylight 5000K - waterproof IP65 - beam angle 90° - with lens - product color black - with lens - dim. 460 x 190 x 60mm - material aluminum - mounting set not included - lifespan 30,000 hours - voltage 85-265V - SKU 00503	44€
	96	6 x 50W PRO Street Lighting SMD LED Waterproof 5000K - 50W Street Lighting PRO SMD LED Waterproof 5000K - luminous flux 5500 lumen - lumen/watt 110 high lumen - light color daylight 5000K - waterproof IP65 - beam angle 90° - with lens - product color black - with lens - dim. 460 x 190 x 60mm - material aluminum - mounting set not included - lifespan 30,000 hours - voltage 85-265V - SKU 00503	130€








	97	2 x 100W PRO Street Lighting SMD LED Waterproof 5000K - 100W Street Lighting PRO SMD LED Waterproof 5000K - luminous flux 11000 lumen - lumen/watt 110 high lumen - light color daylight 5000K - waterproof IP65 - beam angle 90° - with lens - product color black - dimensions. 520 x 210 x 67mm - material aluminum - mounting set not included - lifespan 30,000 hours - voltage 85-265V - SKU 00505	62€
	98	6 x 100W PRO Street Lighting SMD LED Waterproof 5000K - 100W Street Lighting PRO SMD LED Waterproof 5000K - luminous flux 11000 lumen - lumen/watt 110 high lumen - light color daylight 5000K - waterproof IP65 - beam angle 90° - with lens - product color black - dimensions. 520 x 210 x 67mm - material aluminum - mounting set not included - lifespan 30,000 hours - voltage 85-265V - SKU 00505	185€
	99	2 x 50W Street lighting SMD LED with photocell sensor Waterproof 5000K - 50 watt Street lighting SMD LED with photocell sensor 5000K Waterproof - luminous flux 5000 lumen - lumen/watt 100 high lumen - light color daylight 5000K - waterproof IP65 - with photocell sensor day off/night on - beam angle 90° - product color black and gray - dimensions. 460 x 190 x 100 mm - material aluminum - mounting set not included - lifespan 30,000 hours - voltage 85-265V - SKU 770	56€
	100	4 x 50W Street lighting SMD LED with photocell sensor Waterproof 5000K - 50 watt Street lighting SMD LED with photocell sensor 5000K Waterproof - luminous flux 5000 lumen - lumen/watt 100 high lumen - light color daylight 5000K - waterproof IP65 - with photocell sensor day off/night on - beam angle 90° - product color black and gray - dimensions. 460 x 190 x 100 mm - material aluminum - mounting set not included - lifespan 30,000 hours - voltage 85-265V - SKU 770	110€







	101	4 x 100W Street lighting SMD LED with photocell sensor Waterproof 3000K - 100 watt Street lighting SMD LED with photocell sensor 3000K Waterproof - luminous flux 9200 lumen - light color warm white 3000K - waterproof IP65 - with photocell sensor day off/night on - beam angle 120° - product color black and gray - dimensions. 520 x 210 x 100 mm - material aluminum - mounting set not included - lifespan 30,000 hours - voltage 85-265V - SKU 992	140€
	102	8 x 100W Street lighting SMD LED with photocell sensor Waterproof 3000K - 100 watt Street lighting SMD LED with photocell sensor 3000K Waterproof - luminous flux 9200 lumen - light color warm white 3000K - waterproof IP65 - with photocell sensor day off/night on - beam angle 120° - product color black and gray - dimensions. 520 x 210 x 100 mm - material aluminum - mounting set not included - lifespan 30,000 hours - voltage 85-265V - SKU 992	275€
	103	4 x 100W Street lighting SMD LED with photocell sensor Waterproof 5000K - 100 watt Street lighting SMD LED with photocell sensor 5000K Waterproof - luminous flux 9200 lumen - light color daylight 5000K - waterproof IP65 - with photocell sensor day off/night on - beam angle 120° - product color black and gray - dim. 520 x 210 x 100 mm - material aluminum - mounting set not included - lifespan 30,000 hours - voltage 85-265V - SKU 993	140€
	104	8 x 100W Street lighting SMD LED with photocell sensor Waterproof 5000K - 100 watt Street lighting SMD LED with photocell sensor 5000K Waterproof - luminous flux 9200 lumen - light color daylight 5000K - waterproof IP65 - with photocell sensor day off/night on - beam angle 120° - product color black and gray - dim. 520 x 210 x 100 mm - material aluminum - mounting set not included - lifespan 30,000 hours - voltage 85-265V - SKU 993	275€








	105	2 x 50W PRO Street lighting with photocell sensor Waterproof 3000K - 50 watt Street Lighting PRO with photocell sensor Waterproof 3000K - luminous flux 5500 lumen - lumen/watt 110 high lumen - light color warm white 3000K - waterproof IP65 - with photocell sensor day off/night on - beam angle 90° - product color black - with lens - dimensions. 460 x 190 x 60mm - material aluminum - mounting set not included - lifespan 30,000 hours - voltage 85-265V - SKU 772	60€
	106	2 x 50W PRO Street lighting with photocell sensor Waterproof 5000K - 50 watt Street Lighting PRO with photocell sensor Waterproof 5000K - luminous flux 5500 lumen - lumen/watt 110 high lumen - light color daylight 5000K - waterproof IP65 - with photocell sensor day off/night on - beam angle 90° - product color black - with lens - dimensions. 460 x 190 x 60mm - material aluminum - mounting set not included - lifespan 30,000 hours - voltage 85-265V - SKU 773	60€
	107	4 x Wall bracket for Street Lighting 25cm sand gray - Wall bracket for Street Lighting 25cm sand gray - color sand gray - material iron - diam Ø 60mm x 250mm - 113° angle - signage set included - lamp not included - sku 778	20€
	108	4 x Wall bracket for Street Lighting 25cm sand gray - Wall bracket for Street Lighting 25cm sand gray - color sand gray - material iron - diam Ø 60mm x 250mm - 113° angle - signage set included - lamp not included - sku 778	20€
	109	8 x Wall bracket for Street Lighting 25cm sand gray - Wall bracket for Street Lighting 25cm sand gray - color sand gray - material iron - diam Ø 60mm x 250mm - 113° angle - signage set included - lamp not included - sku 778	40€







	110	4 x Wall bracket for Street Lighting 25cm sand gray - Wall bracket for Street Lighting 25cm sand gray - color sand gray - material iron - diam Ø 60mm x 250mm - 113° angle - signage set included - lamp not included - sku 778	20€
	111	2 x Tilting Wall Bracket for Street Lighting 16 cm sand black - Tilting Wall Bracket for Street Lighting 16 cm sand black - color black - material iron - diam Ø 60mm x 160 mm - mounting included - lamp not included - SKU 779	12€
	112	4 x Tilttable Wall Bracket for Street Lighting 16 cm sand black - Tilttable Wall Bracket for Street Lighting 16 cm sand black - color black - material iron - diam Ø 60mm x 160 mm - mounting included - lamp not included - SKU 779	20€
	113	4 x Tilttable Wall Bracket for Street Lighting 16 cm sand black - Tilttable Wall Bracket for Street Lighting 16 cm sand black - color black - material iron - diam Ø 60mm x 160 mm - mounting included - lamp not included - SKU 779	20€
	114	8 x Tilting Wall Bracket for Street Lighting 16 cm sand black - Tilting Wall Bracket for Street Lighting 16 cm sand black - color black - material iron - diam Ø 60mm x 160 mm - mounting included - lamp not included - SKU 779	40€
	115	30 x 30W Floodlights Frosted Glass SMD LED Waterproof 3000K - 30 watt Floodlights Frosted Glass SMD LED Waterproof 3000K - luminous flux 2400 lumen - lumen/watt 80 - light color warm white 3000K - waterproof IP65 - beam angle 120° - product color black - dimensions 150 x 115 x 23mm - material aluminum - mounting set not included - lifespan 30,000 hours - voltage 200-240V - SKU 0783	12€







	116	4 x Tilttable Wall Bracket for Street Lighting 16 cm sand gray - Tilttable Wall Bracket for Street Lighting 16 cm sand gray - color gray - material iron - diam Ø 60mm x 160 mm - mounting included - lamp not included - SKU 780	20€
	117	8 x Tilting Wall Bracket for Street Lighting 16 cm sand gray - Tilting Wall Bracket for Street Lighting 16 cm sand gray - color gray - material iron - diam Ø 60mm x 160 mm - mounting included - lamp not included - SKU 780	40€
	118	8 x Tilting Wall Bracket for Street Lighting 16 cm sand gray - Tilting Wall Bracket for Street Lighting 16 cm sand gray - color gray - material iron - diam Ø 60mm x 160 mm - mounting included - lamp not included - SKU 780	40€
	119	20 x 10W Floodlights Frosted Glass SMD LED Waterproof 3000K - 10 watt Floodlights Frosted Glass SMD LED Waterproof 3000K - luminous flux 800 lumen - lumen/watt 80 - light color warm white 3000K - waterproof IP65 - beam angle 120° - product color black - dimensions 105 x 85 x 30mm - material aluminum - mounting set not included - lifespan 30,000 hours - voltage 200-240V - SKU 0781	46€
	120	50 x 10W Floodlights Frosted Glass SMD LED Waterproof 3000K - 10 watt Floodlights Frosted Glass SMD LED Waterproof 3000K - luminous flux 800 lumen - lumen/watt 80 - light color warm white 3000K - waterproof IP65 - beam angle 120° - product color black - dimensions 105 x 85 x 30mm - material aluminum - mounting set not included - lifespan 30,000 hours - voltage 200-240V - SKU 0781	110€







	121	20 x 10W Floodlights Frosted Glass SMD LED Waterproof 5000K - 10 watt Floodlights Frosted Glass SMD LED Waterproof 5000K - luminous flux 800 lumen - lumen/watt 80 - light color daylight 5000K - waterproof IP65 - beam angle 120° - product color black - dimensions 105 x 85 30mm - material aluminum - mounting set not included - lifespan 30,000 hours - voltage 200-240V - SKU 0782	46€
	122	50 x 10W Floodlights Frosted Glass SMD LED Waterproof 5000K - 10 watt Floodlights Frosted Glass SMD LED Waterproof 5000K - luminous flux 800 lumen - lumen/watt 80 - light color daylight 5000K - waterproof IP65 - beam angle 120° - product color black - dimensions 105 x 85 30mm - material aluminum - mounting set not included - lifespan 30,000 hours - voltage 200-240V - SKU 0782	110€
	123	10 x 30W Floodlights Frosted Glass SMD LED Waterproof 3000K - 30 watt Floodlights Frosted Glass SMD LED Waterproof 3000K - luminous flux 2400 lumen - lumen/watt 80 - light color warm white 3000K - waterproof IP65 - beam angle 120° - product color black - dimensions 150 x 115 x 23mm - material aluminum - mounting set not included - lifespan 30,000 hours - voltage 200-240V - SKU 0783	40€
	124	30 x 30W Floodlights Frosted Glass SMD LED Waterproof 3000K - 30 watt Floodlights Frosted Glass SMD LED Waterproof 3000K - luminous flux 2400 lumen - lumen/watt 80 - light color warm white 3000K - waterproof IP65 - beam angle 120° - product color black - dimensions 150 x 115 x 23mm - material aluminum - mounting set not included - lifespan 30,000 hours - voltage 200-240V - SKU 0783	115€



	125	10 x 30W Floodlights Frosted Glass SMD LED Waterproof 5000K - 30 watt Floodlights Frosted Glass SMD LED Waterproof 5000K - luminous flux 2400 lumen - lumen/watt 80 - light color daylight 5000K - waterproof IP65 - beam angle 120° - product color black - dimensions 150 x 115 23mm - material aluminum - mounting set not included - lifespan 30,000 hours - voltage 200-240V - SKU 0784	40€
	126	10 x 50W Floodlights Frosted Glass SMD LED Waterproof 3000K - 50 watt Floodlights Frosted Glass SMD LED Waterproof 3000K - luminous flux 4000 lumen - lumen/watt 80 - light color warm white 3000K - waterproof IP65 - beam angle 120° - product color black - dimensions 205 x 160 x 25mm - material aluminum - mounting set not included - lifespan 30,000 hours - voltage 200-240V - sku 785	55€
	127	20 x 50W Floodlights Frosted Glass SMD LED Waterproof 3000K - 50 watt Floodlights Frosted Glass SMD LED Waterproof 3000K - luminous flux 4000 lumen - lumen/watt 80 - light color warm white 3000K - waterproof IP65 - beam angle 120° - product color black - dimensions 205 x 160 x 25mm - material aluminum - mounting set not included - lifespan 30,000 hours - voltage 200-240V - sku 785	105€
	128	10 x 50W Floodlights Frosted Glass SMD LED Waterproof 5000K - 50 watt Floodlights Frosted Glass SMD LED Waterproof 3000K - luminous flux 4000 lumen - lumen/watt 80 - light color daylight 5000K - waterproof IP65 - beam angle 120° - product color black - dimensions 205 x 160 25mm - material aluminum - mounting set not included - lifespan 30,000 hours - voltage 200-240V - sku 23	55€






	129	20 x 50W Floodlights Frosted Glass SMD LED Waterproof 5000K - 50 watt Floodlights Frosted Glass SMD LED Waterproof 3000K - luminous flux 4000 lumen - lumen/watt 80 - light color daylight 5000K - waterproof IP65 - beam angle 120° - product color black - dimensions 205 x 160 25mm - material aluminum - mounting set not included - lifespan 30,000 hours - voltage 200-240V - sku 23	105€
	130	4 x 100W Floodlights Frosted Glass SMD LED Waterproof 3000K - 100 watt Floodlights Frosted Glass SMD LED Waterproof 3000K - luminous flux 8000 lumen - lumen/watt 80 - light color warm white 3000K - waterproof IP65 - beam angle 120° - product color black - dimensions 269 x 210 x 25mm - material aluminum - mounting set not included - lifespan 30,000 hours - voltage 200-240V - SKU 00786	42€
	131	10 x 100W Floodlights Frosted Glass SMD LED Waterproof 3000K - 100 watt Floodlights Frosted Glass SMD LED Waterproof 3000K - luminous flux 8000 lumen - lumen/watt 80 - light color warm white 3000K - waterproof IP65 - beam angle 120° - product color black - dimensions 269 x 210 x 25mm - material aluminum - mounting set not included - lifespan 30,000 hours - voltage 200-240V - SKU 00786	100€
	132	4 x 100W Floodlights Frosted Glass SMD LED Waterproof 5000K - 100 watt Floodlights Frosted Glass SMD LED Waterproof 5000K - luminous flux 8000 lumen - lumen/watt 80 - light color daylight 5000K - waterproof IP65 - beam angle 120° - product color black - dimensions 269 x 210 25mm - material aluminum - mounting set not included - lifespan 30,000 hours - voltage 200-240V - sku 25	42€







	133	10 x 100W Floodlights Frosted Glass SMD LED Waterproof 5000K - 100 watt Floodlights Frosted Glass SMD LED Waterproof 5000K - luminous flux 8000 lumen - lumen/watt 80 - light color daylight 5000K - waterproof IP65 - beam angle 120° - product color black - dimensions 269 x 210 25mm - material aluminum - mounting set not included - lifespan 30,000 hours - voltage 200-240V - sku 25	100€
	134	4 x 50W Floodlights PRO SMD LED Waterproof 3000K - 50 watt Floodlights PRO SMD LED Waterproof 3000K - luminous flux 5000 lumen - lumen/watt = 100 high lumen - light color warm white 3000K - waterproof IP65 - beam angle 120° - product color black - dimensions 210 x 237mm - material aluminum - frosted matt glass - mounting set not included - lifespan 30,000 hours - voltage 85-265V - SKU 00790	48€
	135	8 x 50W Floodlights PRO SMD LED Waterproof 3000K - 50 watt Floodlights PRO SMD LED Waterproof 3000K - luminous flux 5000 lumen - lumen/watt = 100 high lumen - light color warm white 3000K - waterproof IP65 - beam angle 120° - product color black - dimensions 210 x 237mm - material aluminum - frosted matt glass - mounting set not included - lifespan 30,000 hours - voltage 85-265V - SKU 00790	95€
	136	4 x 50W Floodlights PRO SMD LED Waterproof 5000K - 50 watt Floodlights PRO SMD LED Waterproof 5000K - luminous flux 5000 lumen - lumen/watt = 100 high lumen - light color daylight 5000K - waterproof IP65 - beam angle 120° - product color black - dimensions 210 x 237mm - material aluminum - frosted matt glass - mounting set not included - lifespan 30,000 hours - voltage 85-265V - SKU 00791	48€








	137	4 x 100W Floodlights PRO SMD LED Waterproof 3000K - 100 watt Floodlights PRO SMD LED Waterproof 3000K - luminous flux 8000 lumen - light color warm white 3000K - waterproof IP65 - beam angle 120° - product color black - dimensions 256 x 283mm - material aluminum - frosted matt glass - mounting set not included - lifespan 30,000 hours - voltage 85-265V - SKU 00986	80€
	138	4 x 100W Floodlights PRO SMD LED Waterproof 5000K - 100 watt Floodlights PRO SMD LED Waterproof 5000K - luminous flux 8000 lumen - light color daylight 5000K - waterproof IP65 - beam angle 120° - product color black - dimensions 256 x 283mm - material aluminum - frosted matt glass - mounting set not included - lifespan 30,000 hours - voltage 85-265V - SKU 00987	80€
	139	8 x 100W Floodlights PRO SMD LED Waterproof 5000K - 100 watt Floodlights PRO SMD LED Waterproof 5000K - luminous flux 8000 lumen - light color daylight 5000K - waterproof IP65 - beam angle 120° - product color black - dimensions 256 x 283mm - material aluminum - frosted matt glass - mounting set not included - lifespan 30,000 hours - voltage 85-265V - SKU 00987	155€
	140	2 x 200W Floodlights PRO SMD LED Waterproof 3000K - 200 watt Floodlights PRO SMD LED Waterproof 3000K - luminous flux 16000 lumen - light color warm white 3000K - waterproof IP65 - beam angle 120° - product color black - dimensions 340 x 375mm - material aluminum - frosted matt glass - mounting set not included - lifespan 30,000 hours - voltage 85-265V - SKU 00988	75€









 <p>3000K</p>	141	6 x 200W Floodlights PRO SMD LED Waterproof 3000K - 200 watt Floodlights PRO SMD LED Waterproof 3000K - luminous flux 16000 lumen - light color warm white 3000K - waterproof IP65 - beam angle 120° - product color black - dimensions 340 x 375mm - material aluminum - frosted matt glass - mounting set not included - lifespan 30,000 hours - voltage 85-265V - SKU 00988	220€
 <p>5000K</p>	142	2 x 200W Floodlights PRO SMD LED Waterproof 5000K - 200 watt Floodlights PRO SMD LED Waterproof 3000K - luminous flux 16000 lumen - light color warm white 3000K - waterproof IP65 - beam angle 120° - product color black - dimensions 340 x 375mm - material aluminum - frosted matt glass - mounting set not included - lifespan 30,000 hours - voltage 85-265V - SKU 00989	75€
 <p>5000K</p>	143	6 x 200W Floodlights PRO SMD LED Waterproof 5000K - 200 watt Floodlights PRO SMD LED Waterproof 3000K - luminous flux 16000 lumen - light color warm white 3000K - waterproof IP65 - beam angle 120° - product color black - dimensions 340 x 375mm - material aluminum - frosted matt glass - mounting set not included - lifespan 30,000 hours - voltage 85-265V - SKU 00989	220€
 <p>auctim.com</p>	144	2 x 300W Sports field Floodlights PRO SMD LED Waterproof 6500K - 300 watt Sports field Floodlights PRO SMD LED Waterproof 6500K - luminous flux 29000 lumen - light color daylight 6500K - waterproof IP65 - beam angle 90° with lens - product color black - dimensions 345 x 380mm - material aluminum - mounting set not included - lifespan 30,000 hours - voltage 85-265V - SKU 00990	170€











	145	4 x 300W Sports field Floodlights PRO SMD LED Waterproof 6500K - 300 watt Sports field Floodlights PRO SMD LED Waterproof 6500K - luminous flux 29000 lumen - light color daylight 6500K - waterproof IP65 - beam angle 90° with lens - product color black - dimensions 345 x 380mm - material aluminum - mounting set not included - lifespan 30,000 hours - voltage 85-265V - SKU 00990	335€
	146	200 x Connection clamp 2-fold fire-resistant - Connection clamp 2-fold fire-resistant - welding clamp 0.08-2.5mm ² wire thickness - max 250V 32A - Connector suitable for indoor cable installation - dimensions 14.5 x 12.7 x 20.8mm - operating temperature up to 110C° - SKU 802	20€
	147	200 x Connection clamp 3-fold fire-resistant - Connection clamp 3-fold fire-resistant - welding clamp 0.08-2.5mm ² wire thickness - max 250V 32A - Connector suitable for indoor cable installation - dimensions 14.5 x 17.3 x 20.8mm - operating temperature up to 110C° - SKU 803	30€
	148	400 x Connection clamp 3-fold fire-resistant - Connection clamp 3-fold fire-resistant - welding clamp 0.08-2.5mm ² wire thickness - max 250V 32A - Connector suitable for indoor cable installation - dimensions 14.5 x 17.3 x 20.8mm - operating temperature up to 110C° - SKU 803	60€
	149	800 x Connection clamp 3-fold fire-resistant - Connection clamp 3-fold fire-resistant - welding clamp 0.08-2.5mm ² wire thickness - max 250V 32A - Connector suitable for indoor cable installation - dimensions 14.5 x 17.3 x 20.8mm - operating temperature up to 110C° - SKU 803	115€



	150	100 x Wire connector connecting clamp 2x2-fold colored fire-resistant - Wire connector connecting clamp 2x2-fold colored fire-resistant - welding clamp 0.08-2.5mm ² wire thickness - max 250V 32A - Connector suitable for indoor cable installation and cable interconnection - dimensions 14.5 x 13.6 x 39.7mm - operating temperature up to 110C° - SKU 805	30€
	151	360 x Wire connector connecting clamp 2x2-fold colored fire-resistant - Wire connector connecting clamp 2x2-fold colored fire-resistant - welding clamp 0.08-2.5mm ² wire thickness - max 250V 32A - Connector suitable for indoor cable installation and cable interconnection - dimensions 14.5 x 13.6 x 39.7mm - operating temperature up to 110C° - SKU 805	105€
	152	120 x Wire connector connecting clamp 3x3-fold colored fire-resistant - Wire connector connecting clamp 3x3-fold colored fire-resistant - welding clamp 0.08-2.5mm ² wire thickness - max 250V 32A - Connector suitable for indoor cable installation and cable interconnection - dimensions 14.5 x 18.6 x 39.7mm - operating temperature up to 110C° - SKU 806	55€
	153	360 x Wire connector connecting clamp 3x3-fold colored fire-resistant - Wire connector connecting clamp 3x3-fold colored fire-resistant - welding clamp 0.08-2.5mm ² wire thickness - max 250V 32A - Connector suitable for indoor cable installation and cable interconnection - dimensions 14.5 x 18.6 x 39.7mm - operating temperature up to 110C° - SKU 806	160€
 	154	40 x Cable connector 3 core waterproof - Cable connector 3 core waterproof fire resistant - sealing IP68 - 4-8mm cable thickness - max 1.5mm ² wire thickness - max 250V 24A - Connector suitable for outdoor cable installation and 1,2,3 core cables - size Ø 21.5 x 76mm -	80€



		operating temperature -40C° to 105C° - SKU 800	
 	155	160 x Cable connector 3 core waterproof - Cable connector 3 core waterproof fire resistant - sealing IP68 - 4-8mm cable thickness - max 1.5mm ² wire thickness - max 250V 24A - Connector suitable for outdoor cable installation and 1,2,3 core cables - size Ø 21.5 x 76mm - operating temperature -40C° to 105C° - SKU 800	315€
 	156	20 x T-piece cable connector 3-wire, waterproof, fire-resistant - T-piece cable connector, 3-wire, waterproof, fire-resistant - sealing IP68 - 4-10mm cable thickness - max 1.5mm ² wire thickness - max 250V 24A - Connector suitable for outdoor cable installation and 1,2,3-wire cables - dimensions Ø 25.1 x 92 x 62mm - operating temperature -40C° to 105C° - SKU 801	70€
 	157	100 x T-piece cable connector 3-wire, waterproof, fire-resistant - T-piece cable connector, 3-wire, waterproof, fire-resistant - sealing IP68 - 4-10mm cable thickness - max 1.5mm ² wire thickness - max 250V 24A - Connector suitable for outdoor cable installation and 1,2,3-wire cables - dimensions Ø 25.1 x 92 x 62mm - operating temperature -40C° to 105C° - SKU 801	340€
	158	8 x 60cm Pro double LED TL T8 fixtures waterproof with reflectors - 60cm Pro double LED TL T8 fixtures waterproof with reflector - IP65 waterproof - product color gray - dimensions. 680 x 113 x 63mm - material ABS and PC - mounting set included - two T8 tube input - LED tube not included - voltage 220-265V - max 22W - one side L N connection - SKU 00600	60€
	159	16 x 60cm Pro double LED TL T8 fixtures waterproof with reflectors - 60cm Pro double LED TL T8 fixtures waterproof with reflector - IP65 waterproof - product color gray - dimensions. 680 x 113 x 63mm - material ABS and PC - mounting set included - two T8 tube input - LED tube not	120€



		included - voltage 220-265V - max 22W - one side L N connection - SKU 00600	
	160	8 x 60cm Pro Design double LED TL T8 fixtures waterproof white with reflector - 60cm Pro Design double LED TL T8 fixtures waterproof white with reflector - IP65 waterproof - product color white - dimensions. 683 x 138 x 84mm - material PC & iron reflector - mounting set included - two T8 Tube input - LED TL Tube not included - voltage 220-240V - one side L N connection - max 18 watts - SKU 00650	75€
	161	16 x 60cm Pro Design double LED TL T8 fixtures waterproof white with reflector - 60cm Pro Design double LED TL T8 fixtures waterproof white with reflector - IP65 waterproof - product color white - dimensions. 683 x 138 x 84mm - material PC & iron reflector - mounting set included - two T8 Tube input - LED TL Tube not included - voltage 220-240V - one side L N connection - max 18 watts - SKU 00650	150€
	162	8 x 60cm Pro Design double LED TL T8 fixtures waterproof dark gray with reflector - 60cm Pro Design double LED TL T8 fixtures waterproof dark gray with reflector - IP65 waterproof - product color dark gray - dimensions. 683 x 138 x 84mm - material PC & iron reflector - mounting set included - two T8 Tube input - LED TL Tube not included - voltage 220-240V - one side L N connection - max 18 watts - Attention incorrect information about product color on the boxes - SKU 00651	75€
	163	16 x 60cm Pro Design double LED TL T8 fixtures waterproof dark gray with reflector - 60cm Pro Design double LED TL T8 fixtures waterproof dark gray with reflector - IP65 waterproof - product color dark gray - dimensions. 683 x 138 x 84mm - material PC & iron reflector - mounting set included - two T8 Tube input - LED TL Tube not included - voltage 220-240V - one side L N	150€



		connection - max 18 watts - Attention incorrect information about product color on the boxes - SKU 00651	
	164	8 x 120cm Pro Design double LED TL T8 fixtures waterproof white with reflector - 120cm Pro Design double LED TL T8 fixtures waterproof white with reflector - IP65 waterproof - product color white - dimensions. 1289 x 138 x 84mm - material PC & iron reflector - mounting set included - two T8 Tube input - LED TL Tube not included - voltage 220-240V - one side L N connection - max 36 watts - SKU 00652	120€
	165	16 x 120cm Pro Design double LED TL T8 fixtures waterproof white with reflector - 120cm Pro Design double LED TL T8 fixtures waterproof white with reflector - IP65 waterproof - product color white - dimensions. 1289 x 138 x 84mm - material PC & iron reflector - mounting set included - two T8 Tube input - LED TL Tube not included - voltage 220-240V - one side L N connection - max 36 watts - SKU 00652	235€
	166	8 x 120cm Pro Design double LED TL T8 fixtures waterproof dark gray with reflector - 120cm Pro Design double LED TL T8 fixtures waterproof dark gray with reflector - IP65 waterproof - product color dark gray - dimensions. 1289 x 138 x 84mm - material PC & iron reflector - mounting set included - two T8 Tube input - LED TL Tube not included - voltage 220-240V - one side L N connection - max 36 watts - Attention incorrect information about product color on the boxes - SKU 00653	120€
	167	16 x 120cm Pro Design double LED TL T8 fixtures waterproof dark gray with reflector - 120cm Pro Design double LED TL T8 fixtures waterproof dark gray with reflector - IP65 waterproof - product color dark gray - dimensions. 1289 x 138 x 84mm - material PC & iron reflector - mounting set included - two T8 Tube input - LED TL Tube not	235€







		included - voltage 220-240V - one side L N connection - max 36 watts - Attention incorrect information about product color on the boxes - SKU 00653	
	168	30 x 10W LED TL Tubes LED 60cm G13 T8 3000K - 10 watt LED TL Tubes LED 60cm G13 T8 3000K - luminous flux 1000 lumen - SMD LED - lumen/watt 100 (high lumen) - light color warm white 3000K - beam angle 300° - product color white - dim. Ø 26 x 600mm - material glass - with dummy starter - lifespan 25,000 hours - voltage 220-240V - single-sided power supply - sku 1048	45€
	169	60 x 10W LED TL Tubes LED 60cm G13 T8 3000K - 10 watt LED TL Tubes LED 60cm G13 T8 3000K - luminous flux 1000 lumen - SMD LED - lumen/watt 100 (high lumen) - light color warm white 3000K - beam angle 300° - product color white - dim. Ø 26 x 600mm - material glass - with dummy starter - lifespan 25,000 hours - voltage 220-240V - single-sided power supply - sku 1048	85€
	170	30 x 10W LED TL Tubes LED 60cm G13 T8 4000K - 10 watt LED TL Tubes LED 60cm G13 T8 4000K - luminous flux 1000 lumen - SMD LED - lumen/watt 100 (high lumen) - light color neutral white 4000K - beam angle 300° - product color white - dim. Ø 26 x 600mm - material glass - with dummy starter - lifespan 25,000 hours - voltage 220-240V - single-sided power supply - sku 1049	45€
	171	60 x 10W LED TL Tubes LED 60cm G13 T8 4000K - 10 watt LED TL Tubes LED 60cm G13 T8 4000K - luminous flux 1000 lumen - SMD LED - lumen/watt 100 (high lumen) - light color neutral white 4000K - beam angle 300° - product color white - dim. Ø 26 x 600mm - material glass - with dummy starter - lifespan 25,000 hours - voltage 220-240V - single-sided power supply - sku 1049	85€






	172	30 x 10W LED TL Tubes LED 60cm G13 T8 6000K - 10 watt LED TL Tubes LED 60cm G13 T8 6000K - luminous flux 1000 lumen - SMD LED - lumen/watt 100 (high lumen) - light color daylight 6000K - beam angle 300° - product color white - dim. Ø 26 x 600mm - material glass - with dummy starter - lifespan 25,000 hours - voltage 220-240V - single- sided power supply - sku 1050	45€
	173	60 x 10W LED TL Tubes LED 60cm G13 T8 6000K - 10 watt LED TL Tubes LED 60cm G13 T8 6000K - luminous flux 1000 lumen - SMD LED - lumen/watt 100 (high lumen) - light color daylight 6000K - beam angle 300° - product color white - dim. Ø 26 x 600mm - material glass - with dummy starter - lifespan 25,000 hours - voltage 220-240V - single- sided power supply - sku 1050	85€
	174	30 x 18W LED TL Tubes LED 120cm G13 T8 3000K - 18 watt LED TL Tubes LED 120cm G13 T8 3000K - luminous flux 1850 lumen - SMD LED - lumen/watt 102 (high lumen) - light color warm white 3000K - beam angle 300° - product color white - dim. Ø 26 x 1200mm - material glass - with dummy starter - lifespan 25,000 hours - voltage 220-240V - single-sided power supply - sku 1051	55€
	175	60 x 18W LED TL Tubes LED 120cm G13 T8 3000K - 18 watt LED TL Tubes LED 120cm G13 T8 3000K - luminous flux 1850 lumen - SMD LED - lumen/watt 102 (high lumen) - light color warm white 3000K - beam angle 300° - product color white - dim. Ø 26 x 1200mm - material glass - with dummy starter - lifespan 25,000 hours - voltage 220-240V - single-sided power supply - sku 1051	110€



	176	30 x 18W LED TL Tubes LED 120cm G13 T8 4000K - 18 watt LED TL Tubes LED 120cm G13 T8 4000K - luminous flux 1850 lumen - SMD LED - lumen/watt 102 (high lumen) - light color neutral white 3000K - beam angle 300° - product color white - dim. Ø 26 x 1200mm - material glass - with dummy starter - lifespan 25,000 hours - voltage 220-240V - single-sided power supply - sku 1052	55€
	177	60 x 18W LED TL Tubes LED 120cm G13 T8 4000K - 18 watt LED TL Tubes LED 120cm G13 T8 4000K - luminous flux 1850 lumen - SMD LED - lumen/watt 102 (high lumen) - light color neutral white 3000K - beam angle 300° - product color white - dim. Ø 26 x 1200mm - material glass - with dummy starter - lifespan 25,000 hours - voltage 220-240V - single-sided power supply - sku 1052	110€
	178	30 x 18W LED TL Tubes LED 120cm G13 T8 6000K - 18 watt LED TL Tubes LED 120cm G13 T8 6000K - luminous flux 1850 lumen - SMD LED - lumen/watt 102 (high lumen) - light color daylight 6000K - beam angle 300° - product color white - dim. Ø 26 x 1200mm - material glass - with dummy starter - lifespan 25,000 hours - voltage 220-240V - single-sided power supply - sku 1053	55€
	179	60 x 18W LED TL Tubes LED 120cm G13 T8 6000K - 18 watt LED TL Tubes LED 120cm G13 T8 6000K - luminous flux 1850 lumen - SMD LED - lumen/watt 102 (high lumen) - light color daylight 6000K - beam angle 300° - product color white - dim. Ø 26 x 1200mm - material glass - with dummy starter - lifespan 25,000 hours - voltage 220-240V - single-sided power supply - sku 1053	110€



	180	30 x 22W LED TL Tubes LED 150cm G13 T8 4200K - 22 watt LED TL Tubes LED 150cm G13 T8 4200K - luminous flux 2200 lumen - SMD LED - lumen/watt 100 (high lumen) - light color neutral white 4200K - beam angle 195° - product color white - dim. Ø 26 x 1500mm - material glass - lifespan 25,000 hours - voltage 170-265V - single- sided power supply	75€
	181	60 x 22W LED TL Tubes LED 150cm G13 T8 4200K - 22 watt LED TL Tubes LED 150cm G13 T8 4200K - luminous flux 2200 lumen - SMD LED - lumen/watt 100 (high lumen) - light color neutral white 4200K - beam angle 195° - product color white - dim. Ø 26 x 1500mm - material glass - lifespan 25,000 hours - voltage 170-265V - single- sided power supply	150€
	182	30 x 22W LED TL Tubes LED 150cm G13 T8 6000K - 22 watt LED TL Tubes LED 150cm G13 T8 6000K - luminous flux 1850 lumen - SMD LED - lumen/watt 102 (high lumen) - light color daylight 6000K - beam angle 300° - product color white - dim. Ø 26 x 1500mm - material glass - with dummy starter - lifespan 25,000 hours - voltage 220-240V - single-sided power supply - sku 1055	75€
	183	60 x 22W LED TL Tubes LED 150cm G13 T8 6000K - 22 watt LED TL Tubes LED 150cm G13 T8 6000K - luminous flux 1850 lumen - SMD LED - lumen/watt 102 (high lumen) - light color daylight 6000K - beam angle 300° - product color white - dim. Ø 26 x 1500mm - material glass - with dummy starter - lifespan 25,000 hours - voltage 220-240V - single-sided power supply - sku 1055	150€