



CATALOG
LED INDUSTRIAL LIGHTING

auctim.com



auctim.com



DESCRIPTION

Liquidation of various industrial lighting

START

4 september 2023 to 07:00 [UTC]

END DATE

14 september 2023 from 17:00 [UTC]

VIEWING

- Thursday September 07 2023 from 10:00 until 12:00
BE-2870 PUURS, RIJKSWEG, 19

AUCTIM PARTNER

MOYERSOEN NV

Helststraat 47, 2630 Aartselaar, Belgium
+32 3 827 21 31 - info.moyersoen@auctim.be
BTW BE 0452 153 622

ISSUE - COLLECTION

- Thursday September 21 2023 from 09:00 until 11:00
BE-2870 PUURS, RIJKSWEG, 19

Online bidding only!

Catalog created on 14 september 2023 to 04:04







	Item	Description	Start price
	1	10 x 36W Batten light SMD LED slim 3000K - 36 watt Batten light SMD LED 3000K - luminous flux 3850 lumen - light color warm white 3000K - IP20 - product color white - flicker free - dimensions. 1200 x 75 x 25 mm - material plastic and iron - mounting set included - lifespan 15,000 hours - voltage 165-265V - sku 1057	60€
	2	25 x 36W Batten light SMD LED slim 3000K - 36 watt Batten light SMD LED 3000K - luminous flux 3850 lumen - light color warm white 3000K - IP20 - product color white - flicker free - dim. 1200 x 75 x 25 mm - material plastic and iron - mounting set included - lifespan 15,000 hours - voltage 165-265V - sku 1057	145€
	3	10 x 36W Batten light SMD LED slim 4000K - 36 watt Batten light SMD LED 4000K - luminous flux 3850 lumen - light color natural white 4000K - IP20 - product color white - flicker free - dim. 1200 x 75 x 25 mm - material plastic and iron - mounting set included - lifespan 15,000 hours - voltage 165-265V - sku 1058	60€
	4	25 x 36W Batten light SMD LED slim 4000K - 36 watt Batten light SMD LED 4000K - luminous flux 3850 lumen - light color natural white 4000K - IP20 - product color white - flicker free - dimensions. 1200 x 75 x 25 mm - material plastic and iron - mounting kit included - lifespan 15,000 hours - voltage 165-265V - SKU 1058	145€
	5	10 x 36W Batten light SMD LED slim 6500K - 36 watt Batten light SMD LED 6500K - luminous flux 3850 lumen - light color daylight 6500K - IP20 - product color white - flicker free - dimensions. 1200 x 75 x 25 mm - material plastic and iron - mounting set included - lifespan 15,000 hours - voltage 165-265V - sku 1059	60€






	6	25 x 36W Batten light SMD LED slim 6500K - 36 watt Batten light SMD LED 6500K - luminous flux 3850 lumen - light color daylight 6500K - IP20 - product color white - flicker free - dimensions. 1200 x 75 x 25 mm - material plastic and iron - mounting set included - lifespan 15,000 hours - voltage 165-265V - sku 1059	145€
	7	10 x 8W 60cm T5 LED light connectable 3000K - 8 watt 60cm T5 LED light connectable 3000K with on/off switch - luminous flux 680 lumen - light color warm white 3000K - SMD LED - product color white - dimensions. 574 x 22 x 33 mm - material PC and PVC - mounting set included - lifespan 30,000 hours - beam angle 120° - voltage 165-265V (50/60Hz) - SKU 00670	25€
	8	30 x 8W 60cm T5 LED light connectable 3000K - 8 watt 60cm T5 LED light connectable 3000K with on/off switch - luminous flux 680 lumen - light color warm white 3000K - SMD LED - product color white - dimensions. 574 x 22 x 33 mm - material PC and PVC - mounting set included - lifespan 30,000 hours - beam angle 120° - voltage 165-265V (50/60Hz) - SKU 00670	75€
	9	10 x 16W 120cm T5 LED light connectable 3000K - 16 watt 120cm T5 LED light connectable 3000K with on/off switch - luminous flux 1360 lumen - light color warm white 3000K - SMD LED - product color white - dimensions. 1179 x 22 x 33 mm - material PC and PVC - mounting set included - lifespan 30,000 hours - beam angle 120° - voltage 165-265V (50/60Hz) - SKU 00673	35€
	10	30 x 16W 120cm T5 LED light connectable 3000K - 16 watt 120cm T5 LED light connectable 3000K with on/off switch - luminous flux 1360 lumen - light color warm white 3000K - SMD LED - product color white - dimensions. 1179 x 22 x 33 mm - material PC and PVC - mounting set included - lifespan 30,000 hours - beam angle 120° - voltage	100€



		165-265V (50/60Hz) - SKU 00673	
	11	10 x 16W 120cm T5 LED light connectable 4000K - 16 watt 120cm T5 LED light connectable 4000K with on/off switch - luminous flux 1360 lumen - light color neutral white 4000K - SMD LED - product color white - dimensions. 1179 x 22 x 33 mm - material PC and PVC - mounting set included - lifespan 30,000 hours - beam angle 120° - voltage 165-265V (50/60Hz) - SKU 00674	35€
	12	10 x 36W LED Batten light 120cm connectable 3000K - 36 watt LED Batten light 120cm connectable 3000K - luminous flux 2880 lumen - light color warm white 3000K - SMD LED - IP20 - product color white - dimensions. 1200 x 25 x 72mm - material rigid - mounting set included - lifespan 30,000 hours - voltage 85-265V (50/60Hz) - max 10 battens of light can be linked together - SKU 00640	60€
	13	10 x 36W LED Batten light thin 120cm connectable waterproof 4000K - 36 watt LED Batten light thin 120cm connectable waterproof 4000K - luminous flux 3600 lumen - SMD LED - light color neutral white 4000K - IP65 waterproof - product color white - dimensions. 1155 x 28 x 48 mm - material PC - beam angle 120° - mounting set included - lifespan 30,000 hours - voltage 200-240V (50/60Hz) - max 10 battens of light can be linked together - SKU 00666	75€
	14	10 x 36W LED Batten thin light 120cm connectable waterproof 6000K - 36 watt LED Batten light thin 120cm connectable waterproof 6000K - luminous flux 3600 lumen - SMD LED - light color daylight 6000K - IP65 waterproof - product color white - dimensions. 1155 x 28 x 48 mm - material PC - beam angle 120° - mounting set included - lifespan 30,000 hours - voltage 200-240V (50/60Hz) - max 10 battens of light can be linked together - SKU 00667	75€







	15	20 x 36W LED Batten thin light 120cm connectable waterproof 6000K - 36 watt LED Batten light thin 120cm connectable waterproof 6000K - luminous flux 3600 lumen - SMD LED - light color daylight 6000K - IP65 waterproof - product color white - dimensions. 1155 x 28 x 48 mm - material PC - beam angle 120° - mounting set included - lifespan 30,000 hours - voltage 200-240V (50/60Hz) - max 10 battens of light can be linked together - SKU 00667	145€
	16	10 x 40W LED Batten thin light 150cm connectable waterproof 4000K - 40 watt LED Batten light thin 150cm connectable waterproof 4000K - luminous flux 4000 lumen - SMD LED - light color neutral white 4000K - IP65 waterproof - product color white - dimensions. 1450 x 28 x 48 mm - material PC - beam angle 120° - mounting set included - lifespan 30,000 hours - voltage 200-240V (50/60Hz) - max 10 battens of light can be linked together - SKU 00668	90€
	17	40 x 40W LED Batten thin light 150cm connectable waterproof 4000K - 40 watt LED Batten light thin 150cm connectable waterproof 4000K - luminous flux 4000 lumen - SMD LED - light color neutral white 4000K - IP65 waterproof - product color white - dim. 1450 x 28 x 48 mm - material PC - beam angle 120° - mounting set included - lifespan 30,000 hours - voltage 200-240V (50/60Hz) - max 10 batten lights can be linked together - SKU 00668	340€
	18	10 x 40W LED Batten thin light 150cm connectable waterproof 6000K - 40 watt LED Batten light thin 150cm connectable waterproof 6000K - luminous flux 4000 lumen - SMD LED - light color daylight 6000K - IP65 waterproof - product color white - dimensions. 1450 x 28 x 48 mm - material PC - beam angle 120° - mounting set included - lifespan 30,000 hours - voltage 200-240V (50/60Hz) - max 10 battens of light can be linked together - SKU 00669	90€









	19	<p>40 x 40W LED Batten thin light 150cm connectable waterproof 6000K - 40 watt LED Batten light thin 150cm connectable waterproof 6000K - luminous flux 4000 lumen - SMD LED - light color daylight 6000K - IP65 waterproof - product color white - dimensions. 1450 x 28 x 48 mm - material PC - beam angle 120° - mounting set included - lifespan 30,000 hours - voltage 200-240V (50/60Hz) - max 10 battens of light can be linked together - SKU 00669</p>	340€
	20	<p>10 x 36W LED Batten light 120cm connectable waterproof 6000K - 36 watt LED Batten light 120cm connectable waterproof 6000K - luminous flux 2800 lumen - SMD LED - light color daylight 6000K - IP65 waterproof - product color white - dimensions. 1239 x 36 x 61 mm - material PC - beam angle 120° - mounting set included - lifespan 30,000 hours - voltage 200-240V (50/60Hz) - max 10 battens of light can be linked together - SKU 00511</p>	85€
	21	<p>10 x 48W LED Batten light 150cm connectable waterproof 4000K - 48 watt LED Batten light 150cm connectable waterproof 4000K - luminous flux 3800 lumen - SMD LED - light color neutral white 4000K - IP65 waterproof - product color white - dimensions. 1539 x 36 x 61 mm - material PC - beam angle 120° - mounting set included - lifespan 30,000 hours - voltage 200-240V (50/60Hz) - max 8 battens of light can be linked together - SKU 00512</p>	110€
	22	<p>20 x 48W LED Batten light 150cm connectable waterproof 4000K - 48 watt LED Batten light 150cm connectable waterproof 4000K - luminous flux 3800 lumen - SMD LED - light color neutral white 4000K - IP65 waterproof - product color white - dim. 1539 x 36 x 61 mm - material PC - beam angle 120° - mounting set included - lifespan 30,000 hours - voltage 200-240V (50/60Hz) - max 8 batten lights can be linked together - SKU 00512</p>	215€












	23	10 x 40W 60x60 SMD LED Recessed Backlit Panels white frame 3000K - 40 watt 60x60 SMD LED Recessed Backlit Panels 3000K - luminous flux 4600 lumen - flicker-free - light color warm white 3000K - seal IP20 - beam angle 120° - product color matt white - dimensions. 595 x 595 x 26 mm - material aluminum - mounting set not included - lifespan 25,000 hours - voltage 220-240V - sku 999	125€
	24	20 x 40W 60x60 SMD LED Recessed Backlit Panels white frame 3000K - 40 watt 60x60 SMD LED Recessed Backlit Panels 3000K - luminous flux 4600 lumen - flicker-free - light color warm white 3000K - seal IP20 - beam angle 120° - product color matt white - dimensions. 595 x 595 x 26 mm - material aluminum - mounting set not included - lifespan 25,000 hours - voltage 220-240V - sku 999	245€
	25	40 x 40W 60x60 SMD LED Recessed Backlit Panels white frame 3000K - 40 watt 60x60 SMD LED Recessed Backlit Panels 3000K - luminous flux 4600 lumen - flicker-free - light color warm white 3000K - seal IP20 - beam angle 120° - product color matt white - dimensions. 595 x 595 x 26 mm - material aluminum - mounting set not included - lifespan 25,000 hours - voltage 220-240V - sku 999	480€
	26	10 x 40W 60x60 SMD LED Recessed Backlit Panels white frame 4000K - 40 watt 60x60 SMD LED Recessed Backlit Panels 4000K - luminous flux 4600 lumen - flicker-free - light color neutral white 4000K - seal IP20 - beam angle 120° - product color matt white - dimensions. 595 x 595 x 26 mm - material aluminum - mounting set not included - lifespan 25,000 hours - voltage 220-240V - sku 1000	125€
	27	20 x 40W 60x60 SMD LED Recessed Backlit Panels white frame 4000K - 40 watt 60x60 SMD	245€







		LED Recessed Backlit Panels 4000K - luminous flux 4600 lumen - flicker-free - light color neutral white 4000K - seal IP20 - beam angle 120° - product color matt white - dimensions. 595 x 595 x 26 mm - material aluminum - mounting set not included - lifespan 25,000 hours - voltage 220-240V - sku 1000	
 	28	40 x 40W 60x60 SMD LED Recessed Backlit Panels white frame 4000K - 40 watt 60x60 SMD LED Recessed Backlit Panels 4000K - luminous flux 4600 lumen - flicker-free - light color neutral white 4000K - seal IP20 - beam angle 120° - product color matt white - dimensions. 595 x 595 x 26 mm - material aluminum - mounting set not included - lifespan 25,000 hours - voltage 220-240V - sku 1000	480€
 	29	10 x 40W 60x60 SMD LED Recessed Backlit Panels white frame 6500K - 40 watt 60x60 SMD LED Recessed Backlit Panels 6500K - luminous flux 4600 lumen - flicker-free - light color daylight 6500K - seal IP20 - beam angle 120° - product color matt white - dimensions. 595 x 595 x 26 mm - material aluminum - mounting set not included - lifespan 25,000 hours - voltage 220-240V - sku 1056	125€
 	30	20 x 40W 60x60 SMD LED Recessed Backlit Panels white frame 6500K - 40 watt 60x60 SMD LED Recessed Backlit Panels 6500K - luminous flux 4600 lumen - flicker-free - light color daylight 6500K - seal IP20 - beam angle 120° - product color matt white - dimensions. 595 x 595 x 26 mm - material aluminum - mounting set not included - lifespan 25,000 hours - voltage 220-240V - sku 1056	245€







	31	40 x 40W 60x60 SMD LED Built-in Backlit Panels white frame 6500K - 40 watt 60x60 SMD LED Built-in Backlit Panels 6500K - luminous flux 4600 lumen - flicker-free - light color daylight 6500K - sealing IP20 - beam angle 120° - product color matte white - dim. 595 x 595 x 26 mm - material aluminum - mounting set not included - lifespan 25,000 hours - voltage 220-240V - sku 1056	480€
	32	10 x 12W Slim Panels SMD LED 3000K - 12 watt Slim Panels SMD LED 3000K - luminous flux 910 lumen - light color warm white 3000K - beam angle 110° - product color white - dimensions Ø 170 x 20 mm - installation diameter ø155mm - material polyamide - mounting set not included - lifespan 30,000 hours - voltage 85-265V - LED driver included - BGH20	25€
	33	10 x 12W Slim Panels SMD LED 4200K - 12 watt Slim Panels SMD LED 4200K - luminous flux 910 lumen - light color neutral white 4200K - beam angle 110° - product color white - dimensions Ø 170 x 20 mm - installation diameter ø155mm - material polyamide - mounting set not included - lifespan 30,000 hours - voltage 85-265V - LED driver included - BGH21	25€
	34	20 x 12W Slim Panels SMD LED 4200K - 12 Watt Slim Panels SMD LED 4200K - luminous flux 910 lumen - light color neutral white 4200K - beam angle 110° - product color white - dimensions Ø 170 x 20 mm - installation diameter ø155mm - material polyamide - mounting set not included - lifespan 30,000 hours - voltage 85-265V - LED driver included - BGH21	50€
	35	10 x 18W Slim Panels SMD LED 3000K - 8 watt Slim Panels SMD LED 3000K - luminous flux 1360 lumen - light color warm white 3000K - beam angle 110° - product color white - dimensions Ø 190 x 20.5 mm - installation diameter ø175mm - material polyamide - mounting set not included - lifespan 20,000 hours - voltage 220-240V - LED	30€

		driver included - SKU BGH04	
	36	20 x 18W Slim Panels SMD LED 3000K - 8 watt Slim Panels SMD LED 3000K - luminous flux 1360 lumen - light color warm white 3000K - beam angle 110° - product color white - dimensions Ø 190 x 20.5 mm - installation diameter ø175mm - material polyamide - mounting set not included - lifespan 20,000 hours - voltage 220-240V - LED driver included - SKU BGH04	55€
	37	10 x 18W Slim Panels SMD LED 4200K - 8 Watt Slim Panels SMD LED 4200K - luminous flux 1360 lumen - light color neutral white 4200K - beam angle 110° - product color white - dimensions Ø 190 x 20.5 mm - installation diameter ø175mm - material polyamide - mounting set not included - lifespan 20,000 hours - voltage 220-240V - LED driver included - SKU BGH05	30€
	38	20 x 18W Slim Panels SMD LED 4200K - 8 watt Slim Panels SMD LED 4200K - luminous flux 1360 lumen - light color neutral white 4200K - beam angle 110° - product color white - dimensions Ø 190 x 20.5 mm - installation diameter ø175mm - material polyamide - mounting set not included - lifespan 20,000 hours - voltage 220-240V - LED driver included - SKU BGH05	55€
	39	10 x 12W Surface-mounted LED Panels waterproof fire-resistant with microwave sensor 4000K - 12 watt Surface-mounted LED Panels waterproof fire-resistant with microwave sensor 4000K - luminous flux 960 lumen - light color neutral white 4000K - flicker free - product color white - dimensions Ø 160 x 46mm - material PC and ABS - mounting kit included - Detected distance of 3-5 meters - 30 seconds on - voltage 165-265V - SKU 1060	42€







	40	10 x 12W Surface-mounted LED Panels waterproof fire-resistant with microwave sensor 4000K - 12 watt Surface-mounted LED Panels waterproof fire-resistant with microwave sensor 4000K - luminous flux 960 lumen - light color neutral white 4000K - flicker free - product color white - dimensions Ø 160 x 46mm - material PC and ABS - mounting kit included - Detected distance of 3-5 meters - 30 seconds on - voltage 165-265V - SKU 1060	68€
	41	20 x 12W Surface-mounted LED Panels waterproof fire-resistant with microwave sensor 4000K - 12 watt Surface-mounted LED Panels waterproof fire-resistant with microwave sensor 4000K - luminous flux 960 lumen - light color neutral white 4000K - flicker free - product color white - dimensions Ø 160 x 46mm - material PC and ABS - mounting kit included - Detected distance of 3-5 meters - 30 seconds on - voltage 165-265V - SKU 1060	110€
	42	20 x 12W Surface-mounted LED Panels waterproof fire-resistant with microwave sensor 4000K - 12 watt Surface-mounted LED Panels waterproof fire-resistant with microwave sensor 4000K - luminous flux 960 lumen - light color neutral white 4000K - flicker free - product color white - dimensions Ø 160 x 46mm - material PC and ABS - mounting kit included - Detected distance of 3-5 meters - 30 seconds on - voltage 165-265V - SKU 1060	135€
	43	10 x 12W Surface-mounted LED Panels oval waterproof fire-resistant 3000K - 12 watt Surface-mounted LED Panels oval waterproof fire-resistant 3000K - luminous flux 960 lumen - light color warm white 3000K - waterproof IP65 - product color white - dimensions 160 x 46 x 84mm - material PC and ABS - mounting set included - lifespan 30,000 hours - voltage 165-240V - beam angle 120° - flicker free - suitable for wall and ceiling - SKU 00631	38€







	44	20 x 12W Surface-mounted LED Panels oval waterproof fire-resistant 3000K - 12 watt Surface-mounted LED Panels oval waterproof fire-resistant 3000K - luminous flux 960 lumen - light color warm white 3000K - waterproof IP65 - product color white - dimensions 160 x 46 x 84mm - material PC and ABS - mounting set included - lifespan 30,000 hours - voltage 165-240V - beam angle 120° - flicker free - suitable for wall and ceiling - SKU 00631	75€
	45	10 x 12W Surface-mounted LED Panels oval waterproof fire-resistant 4000K - 12 watt Surface-mounted LED Panels oval waterproof fire-resistant 4000K - luminous flux 960 lumen - light color neutral white 4000K - waterproof IP65 - product color white - dimensions 160 x 46 x 84mm - material PC and ABS - mounting set included - lifespan 30,000 hours - voltage 165-240V - beam angle 120° - flicker free - suitable for wall and ceiling - SKU 00632	38€
	46	10 x 12W Surface-mounted LED Panels oval waterproof fire-resistant 6000K - 12 watt Surface-mounted LED Panels oval waterproof fire-resistant 6000K - luminous flux 960 lumen - light color daylight 6000K - waterproof IP65 - product color white - dimensions 160 x 46 x 84mm - material PC and ABS - mounting set included - lifespan 30,000 hours - voltage 165-240V - beam angle 120° - flicker free - suitable for wall and ceiling - SKU 00633	38€
	47	20 x 12W Surface-mounted LED Panels oval waterproof fire-resistant 6000K - 12 watt Surface-mounted LED Panels oval waterproof fire-resistant 6000K - luminous flux 960 lumen - light color daylight 6000K - waterproof IP65 - product color white - dimensions 160 x 46 x 84mm - material PC and ABS - mounting set included - lifespan 30,000 hours - voltage 165-240V - beam angle 120° - flicker free - suitable for wall and ceiling - SKU 00633	75€







	48	10 x 12W Surface-mounted LED Panels waterproof fire-resistant 3000K - 12 watt Surface-mounted LED Panels waterproof fire-resistant 3000K - luminous flux 960 lumen - light color warm white 3000K - flicker free - product color white - dimensions Ø 160 x 46mm - material PC and ABS - mounting set included - voltage 165-265V (50/60Hz) - material PC - suitable for wall and ceiling - SKU 00634	43€
	49	20 x 12W Surface-mounted LED Panels waterproof fire-resistant 3000K - 12 watt Surface-mounted LED Panels waterproof fire-resistant 3000K - luminous flux 960 lumen - light color warm white 3000K - flicker free - product color white - dimensions Ø 160 x 46mm - material PC and ABS - mounting set included - voltage 165-265V (50/60Hz) - material PC - suitable for wall and ceiling - SKU 00634	85€
	50	10 x 12W Surface-mounted LED Panels waterproof fire-resistant 4000K - 12 watt Surface-mounted LED Panels waterproof fire-resistant 4000K - luminous flux 960 lumen - light color neutral white 4000K - flicker free - product color white - dimensions Ø 160 x 46mm - material PC and ABS - mounting set included - voltage 165-265V (50/60Hz) - material PC - suitable for wall and ceiling - SKU 00635	43€
	51	20 x 12W Surface-mounted LED Panels waterproof fire-resistant 4000K - 12 watt Surface-mounted LED Panels waterproof fire-resistant 4000K - luminous flux 960 lumen - light color neutral white 4000K - flicker free - product color white - dimensions Ø 160 x 46mm - material PC and ABS - mounting set included - voltage 165-265V (50/60Hz) - material PC - suitable for wall and ceiling - SKU 00635	85€



	52	10 x 12W Surface-mounted LED Panels waterproof fire-resistant 6000K - 12 watt Surface-mounted LED Panels waterproof fire-resistant 6000K - luminous flux 960 lumen - light color ndaylight 6000K - flicker free - product color white - dimensions Ø 160 x 46mm - material PC and ABS - mounting set included - voltage 165 -265V (50/60Hz) - material PC - suitable for wall and ceiling - SKU 00636	43€
	53	20 x 12W Surface-mounted LED Panels waterproof fire-resistant 6000K - 12 watt Surface-mounted LED Panels waterproof fire-resistant 6000K - luminous flux 960 lumen - light color ndaylight 6000K - flicker free - product color white - dimensions Ø 160 x 46mm - material PC and ABS - mounting set included - voltage 165 -265V (50/60Hz) - material PC - suitable for wall and ceiling - SKU 00636	85€
	54	10 x 9W Frameless recessed LED Panel with adjustable clamping system 3000K - 9 watt Frameless LED Panel with adjustable clamping system 3000K - luminous flux 810 lumen - light color warm white 3000K - seal IP20 - beam angle 120° - SMD LED - product color white - dimensions Ø 90 x 20 mm - installation diameter ø 55-80mm adjustable clamping system - material aluminum and PP diffuser - lifespan 30,000 hours - voltage 165-265V - LED driver included - SKU 00760	25€
	55	20 x 9W Frameless recessed LED Panel with adjustable clamping system 3000K - 9 watt Frameless LED Panel with adjustable clamping system 3000K - luminous flux 810 lumen - light color warm white 3000K - seal IP20 - beam angle 120° - SMD LED - product color white - dimensions Ø 90 x 20 mm - installation diameter ø 55-80mm adjustable clamping system - material aluminum and PP diffuser - lifespan 30,000 hours - voltage 165-265V - LED driver included - SKU 00760	50€






	56	10 x 9W Frameless recessed LED Panel with adjustable clamping system 4000K - 9 watt Frameless LED Panel with adjustable clamping system 4000K - luminous flux 810 lumen - light color neutral white 4000K - seal IP20 - beam angle 120° - SMD LED - product color white - dimensions Ø 90 x 20 mm - installation diameter ø 55-80mm adjustable clamping system - material aluminum and PP diffuser - lifespan 30,000 hours - voltage 165-265V - LED driver included - SKU 00761	25€
	57	10 x 9W Frameless recessed LED Panel with adjustable clamping system 6000K - 9 watt Frameless LED Panel with adjustable clamping system 6000K - luminous flux 810 lumen - light color daylight 6000K - sealing IP20 - beam angle 120° - SMD LED - product color white - dimensions Ø 90 x 20 mm - installation diameter ø 55-80mm adjustable clamp system - material aluminum and PP diffuser - lifespan 30,000 hours - voltage 165-265V - LED driver included - SKU 00762	25€
	58	10 x 18W Frameless recessed LED Panel with adjustable clamping system 3000K - 18 watt Frameless LED Panel with adjustable clamping system 3000K - luminous flux 1620 lumen - light color warm white 3000K - seal IP20 - beam angle 120° - SMD LED - product color white - dimensions Ø 120 x 20 mm - installation diameter ø 50-110mm adjustable clamp system - material aluminum and PP diffuser - lifespan 30,000 hours - voltage 165-265V - LED driver included - SKU 00763	35€
	59	30 x 18W Frameless recessed LED Panel with adjustable clamping system 3000K - 18 watt Frameless LED Panel with adjustable clamping system 3000K - luminous flux 1620 lumen - light color warm white 3000K - sealing IP20 - beam angle 120° - SMD LED - product color white - dim Ø 120 x 20 mm - installation diameter ø 50-110mm adjustable clamping system - material aluminum and PP diffuser - lifespan 30,000 hours -	100€







		voltage 165-265V - LED driver included - SKU 00763	
	60	10 x 18W Frameless recessed LED Panel with adjustable clamping system 4000K - 18 watt Frameless LED Panel with adjustable clamping system 4000K - luminous flux 1620 lumen - light color neutral white 4000K - sealing IP20 - beam angle 120° - SMD LED - product color white - dimensions Ø 120 x 20 mm - installation diameter ø 50-110mm adjustable clamp system - material aluminum and PP diffuser - lifespan 30,000 hours - voltage 165-265V - LED driver included - SKU 00764	35€
	61	30 x 18W Frameless recessed LED Panel with adjustable clamping system 4000K - 18 watt Frameless LED Panel with adjustable clamping system 4000K - luminous flux 1620 lumen - light color neutral white 4000K - seal IP20 - beam angle 120° - SMD LED - product color white - dimensions Ø 120 x 20 mm - installation diameter ø 50-110mm adjustable clamp system - material aluminum and PP diffuser - lifespan 30,000 hours - voltage 165-265V - LED driver included - SKU 00764	100€
	62	10 x 18W Frameless recessed LED Panel with adjustable clamping system 6000K - 18 watt Frameless LED Panel with adjustable clamping system 6000K - luminous flux 1620 lumen - light color daylight 6000K - sealing IP20 - beam angle 120° - SMD LED - product color white - dim Ø 120 x 20 mm - installation diameter ø 50-110mm adjustable clamping system - material aluminum and PP diffuser - lifespan 30,000 hours - voltage 165-265V - LED driver included - SKU 00765	35€







	63	30 x 18W Frameless recessed LED Panel with adjustable clamping system 6000K - 18 watt Frameless LED Panel with adjustable clamping system 6000K - luminous flux 1620 lumen - light color daylight 6000K - sealing IP20 - beam angle 120° - SMD LED - product color white - dimensions Ø 120 x 20 mm - installation diameter ø 50-110mm adjustable clamping system - material aluminum and PP diffuser - lifespan 30,000 hours - voltage 165-265V - LED driver included - SKU 00765	100€
	64	10 x 24W Frameless recessed LED Panel with adjustable clamping system 3000K - 24 watt Frameless LED Panel with adjustable clamping system 3000K - luminous flux 2160 lumen - light color warm white 3000K - sealing IP20 - beam angle 120° - SMD LED - product color white - dim Ø 170 x 20 mm - installation diameter ø 75-160mm adjustable clamping system - material aluminum and PP diffuser - lifespan 30,000 hours - voltage 165-265V - LED driver included - SKU 00766	47€
	65	30 x 24W Frameless recessed LED Panel with adjustable clamping system 3000K - 24 watt Frameless LED Panel with adjustable clamping system 3000K - luminous flux 2160 lumen - light color warm white 3000K - sealing IP20 - beam angle 120° - SMD LED - product color white - dimensions Ø 170 x 20 mm - installation diameter ø 75-160mm adjustable clamp system - material aluminum and PP diffuser - lifespan 30,000 hours - voltage 165-265V - LED driver included - SKU 00766	135€
	66	10 x 24W Frameless recessed LED Panel with adjustable clamping system 4000K - 24 watt Frameless LED Panel with adjustable clamping system 4000K - luminous flux 2160 lumen - light color neutral white 4000K - seal IP20 - beam angle 120° - SMD LED - product color white - dimensions Ø 170 x 20 mm - installation diameter ø 75-	47€




		160mm adjustable clamp system - material aluminum and PP diffuser - lifespan 30,000 hours - voltage 165-265V - LED driver included - SKU 00767	
	67	30 x 24W Frameless recessed LED Panel with adjustable clamping system 4000K - 24 watt Frameless LED Panel with adjustable clamping system 4000K - luminous flux 2160 lumen - light color neutral white 4000K - sealing IP20 - beam angle 120° - SMD LED - product color white - dimensions Ø 170 x 20 mm - installation diameter ø 75-160mm adjustable clamp system - material aluminum and PP diffuser - lifespan 30,000 hours - voltage 165-265V - LED driver included - SKU 00767	135€
	68	8 x 90W LED UFO Highbay SLIM Design Waterproof 5000K - 90 watt LED UFO Highbay SLIM Design Waterproof 5000K - luminous flux 7700 lumen SMD LED - light color daylight 5000K - waterproof IP65 - Linear IC driver included - beam angle 90° - product color sand black - diam Ø 270 x 37mm - material aluminum - mounting set not included - lifespan 30,000 hours - voltage 200-240V - PF >0.9 - CRI >80 - SKU 972 - it may show a 5% difference in watts and lumens	145€
	69	16 x 90W LED UFO Highbay SLIM Design Waterproof 5000K - 90 watt LED UFO Highbay SLIM Design Waterproof 5000K - luminous flux 7700 lumen SMD LED - light color daylight 5000K - waterproof IP65 - Linear IC driver included - beam angle 90° - product color sand black - diam Ø 270 x 37mm - material aluminum - mounting set not included - lifespan 30,000 hours - voltage 200-240V - PF >0.9 - CRI >80 - SKU 972 - it may show a 5% difference in watts and lumens	285€

	70	8 x 130W LED UFO Highbay SLIM Design Waterproof 5000K - 130 watt LED UFO Highbay SLIM Design Waterproof 5000K - luminous flux 11000 lumen SMD LED - light color daylight 5000K - waterproof IP65 - Linear IC driver included - beam angle 90° - product color sand black - diam Ø 310 x 37mm - material aluminum - mounting set not included - lifespan 30,000 hours - voltage 200-240V - PF >0.9 - CRI >80 - SKU 973 - it may show a 5% difference in watts and lumens	185€
	71	16 x 130W LED UFO Highbay SLIM Design Waterproof 5000K - 130 watt LED UFO Highbay SLIM Design Waterproof 5000K - luminous flux 11000 lumen SMD LED - light color daylight 5000K - waterproof IP65 - Linear IC driver included - beam angle 90° - product color sand black - diam Ø 310 x 37mm - material aluminum - mounting set not included - lifespan 30,000 hours - voltage 200-240V - PF >0.9 - CRI >80 - SKU 973 - it may show a 5% difference in watts and lumens	365€
	72	8 x 185W LED UFO Highbay SLIM Design Waterproof 5000K - 185 watt LED UFO Highbay SLIM Design Waterproof 5000K - luminous flux 16000 lumen SMD LED - light color daylight 5000K - waterproof IP65 - Linear IC driver included - beam angle 90° - product color sand black - diam Ø 380 x 41mm - material aluminum - mounting set not included - lifespan 30,000 hours - voltage 200-240V - PF >0.9 - CRI >80 - SKU 00974 - it may show a 5% difference in watts and lumens	235€
	73	16 x 185W LED UFO Highbay SLIM Design Waterproof 5000K - 185 watt LED UFO Highbay SLIM Design Waterproof 5000K - luminous flux 16000 lumen SMD LED - light color daylight 5000K - waterproof IP65 - Linear IC driver included - beam angle 90° - product color sand black - diam Ø 380 x 41mm - material aluminum - mounting set not included - lifespan 30,000 hours - voltage 200-240V - PF >0.9 - CRI >80 - SKU 00974 - it may show a 5% difference in watts and lumens	465€







	74	<p>10 x 100W LED UFO Highbay SLIM Design Waterproof 3000K - 100 watt LED UFO Highbay SLIM Design Waterproof 3000K - luminous flux 11000 lumen SMD LED - lumen/watt 110 high lumen - light color warm white 3000K - waterproof IP65 - Linear IC driver included - beam angle 90° - product color sand black - diam Ø 270 x 37mm - material aluminum - mounting set not included - lifespan 30,000 hours - voltage 200-240V - PF >0.9 - CRI >80 - SKU 00870 - it may show a 5% difference in watts and lumens</p>	200€
	75	<p>5 x 100W LED UFO Highbay SLIM Design Waterproof 6000K - 100 watt LED UFO Highbay SLIM Design Waterproof 6000K - luminous flux 11000 lumen SMD LED - lumen/watt 110 high lumen - light color daylight 6000K - waterproof IP65 - Linear IC driver included - beam angle 90° - product color sand black - diam Ø 270 x 37mm - material aluminum - mounting set not included - lifespan 30,000 hours - voltage 200-240V - PF >0.9 - CRI >80 - SKU 00872 - it can show a 5% difference in watts and lumens</p>	100€
	76	<p>10 x 100W LED UFO Highbay SLIM Design Waterproof 6000K - 100 watt LED UFO Highbay SLIM Design Waterproof 6000K - luminous flux 11000 lumen SMD LED - lumen/watt 110 high lumen - light color daylight 6000K - waterproof IP65 - Linear IC driver included - beam angle 90° - product color sand black - diam Ø 270 x 37mm - material aluminum - mounting set not included - lifespan 30,000 hours - voltage 200-240V - PF >0.9 - CRI >80 - SKU 00872 - it can show a 5% difference in watts and lumens</p>	200€
	77	<p>20 x 100W LED UFO Highbay SLIM Design Waterproof 6000K - 100 watt LED UFO Highbay SLIM Design Waterproof 6000K - luminous flux 11000 lumen SMD LED - lumen/watt 110 high lumen - light color daylight 6000K - waterproof IP65 - Linear IC driver included - beam angle 90° - product color sand black - diam Ø 270 x 37mm -</p>	395€







		material aluminum - mounting set not included - lifespan 30,000 hours - voltage 200-240V - PF >0.9 - CRI >80 - SKU 00872 - it can show a 5% difference in watts and lumens	
	78	5 x 150W LED UFO Highbay SLIM Design Waterproof 3000K - 150 watt LED UFO Highbay SLIM Design Waterproof 3000K - luminous flux 16500 lumen SMD LED - lumen/watt 110 high lumen - light color warm white 3000K - waterproof IP65 - Linear IC driver included - beam angle 90° - product color sand black - diam Ø 312 x 41mm - material aluminum - mounting set not included - lifespan 30,000 hours - voltage 200-240V - PF >0.9 - CRI >80 - SKU 00873 - it can show a 5% difference in watts and lumens	130€
	79	10 x 150W LED UFO Highbay SLIM Design Waterproof 3000K - 150 watt LED UFO Highbay SLIM Design Waterproof 3000K - luminous flux 16500 lumen SMD LED - lumen/watt 110 high lumen - light color warm white 3000K - waterproof IP65 - Linear IC driver included - beam angle 90° - product color sand black - diam Ø 312 x 41mm - material aluminum - mounting set not included - lifespan 30,000 hours - voltage 200-240V - PF >0.9 - CRI >80 - SKU 00873 - it can show a 5% difference in watts and lumens	260€
	80	5 x 150W LED UFO Highbay SLIM Design Waterproof 6000K - 150 watt LED UFO Highbay SLIM Design Waterproof 6000K - luminous flux 16500 lumen SMD LED - lumen/watt 110 high lumen - light color daylight 6000K - waterproof IP65 - Linear IC driver included - beam angle 90° - product color sand black - diam Ø 312 x 41mm - material aluminum - mounting set not included - lifespan 30,000 hours - voltage 200-240V - PF >0.9 - CRI >80 - SKU 00875 - it may show a 5% difference in watts and lumens	130€







	81	<p>10 x 150W LED UFO Highbay SLIM Design Waterproof 6000K - 150 watt LED UFO Highbay SLIM Design Waterproof 6000K - luminous flux 16500 lumen SMD LED - lumen/watt 110 high lumen - light color daylight 6000K - waterproof IP65 - Linear IC driver included - beam angle 90° - product color sand black - diam Ø 312 x 41mm - material aluminum - mounting set not included - lifespan 30,000 hours - voltage 200-240V - PF >0.9 - CRI >80 - SKU 00875 - it may show a 5% difference in watts and lumens</p>	260€
	82	<p>20 x 150W LED UFO Highbay SLIM Design Waterproof 6000K - 150 watt LED UFO Highbay SLIM Design Waterproof 6000K - luminous flux 16500 lumen SMD LED - lumen/watt 110 high lumen - light color daylight 6000K - waterproof IP65 - Linear IC driver included - beam angle 90° - product color sand black - diam Ø 312 x 41mm - material aluminum - mounting set not included - lifespan 30,000 hours - voltage 200-240V - PF >0.9 - CRI >80 - SKU 00875 - it may show a 5% difference in watts and lumens</p>	510€
	83	<p>5 x 200W LED UFO Highbay SLIM Design Waterproof 3000K - 200 watt LED UFO Highbay SLIM Design Waterproof 3000K - luminous flux 22000 lumen SMD LED - lumen/watt 110 high lumen - light color warm white 3000K - waterproof IP65 - Linear IC driver included - beam angle 90° - product color sand black - diam Ø 378 x 41mm - material aluminum - mounting set not included - lifespan 30,000 hours - voltage 200-240V - PF >0.9 - CRI >80 - SKU 00876 - it may show a 5% difference in watts and lumens</p>	160€
	84	<p>5 x 200W LED UFO Highbay SLIM Design Waterproof 6000K - 200 watt LED UFO Highbay SLIM Design Waterproof 6000K - luminous flux 22000 lumen SMD LED - lumen/watt 110 high lumen - light color daylight 6000K - waterproof IP65 - Linear IC driver included - beam angle 90° - product color sand black - diam Ø 378 x 41mm -</p>	160€



		material aluminum - mounting set not included - lifespan 30,000 hours - voltage 200-240V - PF >0.9 - CRI >80 - SKU 00878 - it can show a 5% difference in watts and lumens	
	85	8 x 100W PRO SMD LED UFO Highbay Waterproof 5000K - 100 watt SMD LED UFO Highbay PRO Waterproof 5000K - luminous flux 13000 lumen - light color daylight 5000K - waterproof IP65 - with LiFud LED Driver - with lens - beam angle 100° - product color black - Ø 270 x 150mm - material aluminum - mounting set not included - lifespan 50,000 hours - voltage 220-240V - PF >0.9 - CRI >80 - sku 969	280€
	86	16 x 100W PRO SMD LED UFO Highbay Waterproof 5000K - 100 watt SMD LED UFO Highbay PRO Waterproof 5000K - luminous flux 13000 lumen - light color daylight 5000K - waterproof IP65 - with LiFud LED Driver - with lens - beam angle 100° - product color black - Ø 270 x 150mm - material aluminum - mounting set not included - lifespan 50,000 hours - voltage 220-240V - PF >0.9 - CRI >80 - sku 969	555€
	87	8 x 150W PRO SMD LED UFO Highbay Waterproof 5000K - 150 Watt SMD LED UFO Highbay PRO Waterproof 5000K - luminous flux 19500 lumen - light color daylight 5000K - waterproof IP65 - with LiFud LED Driver - with lens - beam angle 100° - product color black - diam Ø 305 x 150mm - material aluminum - mounting set not included - lifespan 50,000 hours - voltage 220-240V - PF >0.9 - CRI >80 - sku 970	355€
	88	16 x 150W PRO SMD LED UFO Highbay Waterproof 5000K - 150 watt SMD LED UFO Highbay PRO Waterproof 5000K - luminous flux 19500 lumen - light color daylight 5000K - waterproof IP65 - with LiFud LED Driver - with lens - beam angle 100° - product color black - diam Ø 305 x 150mm - material aluminum - mounting set not included - lifespan 50,000 hours - voltage 220-	700€









		240V - PF >0.9 - CRI >80 - sku 970	
	89	8 x 200W PRO SMD LED UFO Highbay Waterproof 5000K - 200 watt SMD LED UFO Highbay PRO Waterproof 5000K - luminous flux 26000 lumen - light color daylight 5000K - waterproof IP65 - with LiFud LED Driver - with lens - beam angle 90° - product color black - diam Ø 345 x 150mm - material aluminum - mounting set not included - lifespan 50,000 hours - voltage 220-240V - PF >0.9 - CRI >80 - sku 971	435€
	90	16 x 200W PRO SMD LED UFO Highbay Waterproof 5000K - 200 watt SMD LED UFO Highbay PRO Waterproof 5000K - luminous flux 26000 lumen - light color daylight 5000K - waterproof IP65 - with LiFud LED Driver - with lens - beam angle 90° - product color black - diam Ø 345 x 150mm - material aluminum - mounting set not included - lifespan 50,000 hours - voltage 220-240V - PF >0.9 - CRI >80 - sku 971	855€
	91	4 x 100W SMD LED Street lighting 3000K Waterproof tiltable - 100 watt SMD LED Street lighting 3000K Waterproof - luminous flux 11600 lumen - light color warm white 3000K - waterproof IP65 - beam angle 130° - with lens - with tilting wall bracket - product color black and gray - dimensions . 562 x 215 x 98mm - material aluminum and PC lens - with IC driver - mounting set not included - lifespan 35,000 hours - voltage 85-265V - Energy class D - sku 00937	115€
	92	8 x 100W SMD LED Street lighting 3000K Waterproof tiltable - 100 watt SMD LED Street lighting 3000K Waterproof - luminous flux 11600 lumen - light color warm white 3000K - waterproof IP65 - beam angle 130° - with lens - with tilting wall bracket - product color black and gray - dimensions . 562 x 215 x 98mm - material aluminum and PC lens - with IC driver - mounting set not included - lifespan 35,000 hours - voltage	225€



		85-265V - Energy class D - sku 00937	
	93	4 x 100W SMD LED Street lighting 4200K Waterproof tiltable - 100 watt SMD LED Street lighting 4200K Waterproof - luminous flux 11600 lumen - light color neutral white 4200K - waterproof IP65 - beam angle 130° - with lens - with tilting wall bracket - product color black and gray - dimensions . 562 x 215 x 98mm - material aluminum and PC lens - with IC driver - mounting set not included - lifespan 35,000 hours - voltage 85-265V - Energy class D - sku 00938	115€
	94	8 x 100W SMD LED Street lighting 4200K Waterproof tiltable - 100 watt SMD LED Street lighting 4200K Waterproof - luminous flux 11600 lumen - light color neutral white 4200K - waterproof IP65 - beam angle 130° - with lens - with tiltable wall bracket - product color black and gray - dimensions . 562 x 215 x 98mm - material aluminum and PC lens - with IC driver - mounting set not included - lifespan 35,000 hours - voltage 85-265V - Energy class D - sku 00938	225€
	95	4 x 100W SMD LED Street lighting 6200K Waterproof tiltable - 100 watt SMD LED Street lighting 6200K Waterproof - luminous flux 11600 lumen - light color daylight 6200K - waterproof IP65 - beam angle 130° - with lens - with tilting wall bracket - product color black and gray - dimensions. 562 x 215 x 98mm - material aluminum and PC lens - with IC driver - mounting set not included - lifespan 35,000 hours - voltage 85-265V - Energy class D - sku 00939	115€
	96	8 x 100W SMD LED Street lighting 6200K Waterproof tiltable - 100 watt SMD LED Street lighting 6200K Waterproof - luminous flux 11600 lumen - light color daylight 6200K - waterproof IP65 - beam angle 130° - with lens - with tilting wall bracket - product color black and gray - dimensions. 562 x 215 x 98mm - material aluminum and PC lens - with IC driver - mounting	225€







		set not included - lifespan 35,000 hours - voltage 85-265V - Energy class D - sku 00939	
 	97	2 x 20W SMD LED Solar Street Lights with Remote Control - 20 watt SMD LED Solar Street Lights with remote control - light color 5000 kelvin - waterproof IP65 - luminous flux 1800 lumen - product color black and gray - voltage 85-265V - lifespan 20,000 hours - dimensions 365 x 190 mm - beam angle 90° - aluminum housing and glass - solar panel dimensions 347 x 606mm - solar panel power 25W voltage 6V - battery 3.2V 15A works 4 hours 100% and 4 hours 50% - wall mounting not included - including black iron wall bracket - diam Ø 60 x 500mm 113° angle - sku 410	135€
 	98	4 x 20W SMD LED Solar Street Lights with Remote Control - 20 watt SMD LED Solar Street Lights with remote control - light color 5000 kelvin - waterproof IP65 - luminous flux 1800 lumen - product color black and gray - voltage 85-265V - lifespan 20,000 hours - dimensions 365 x 190 mm - beam angle 90° - aluminum housing and glass - solar panel dimensions 347 x 606mm - solar panel power 25W voltage 6V - battery 3.2V 15A works 4 hours 100% and 4 hours 50% - wall mounting not included - including black iron wall bracket - diam Ø 60 x 500mm 113° angle - sku 410	270€
 	99	8 x 20W SMD LED Solar Street Lighting with Remote Control - 20 Watt SMD LED Solar Street Lighting with Remote Control - light color 5000 Kelvin - waterproof IP65 - luminous flux 1800 lumen - product color black and gray - voltage 85-265V - lifespan 20,000 hours - dimensions 365 x 190 mm - beam angle 90° - aluminum housing and glass - dim solar panel 347 x 606mm - solar panel power 25W voltage 6V - battery 3.2V 15A works 4 hours 100% and 4 hours 50% - wall mounting not included - including iron wall bracket black - diam Ø 60 x 500mm 113° angle - sku 410	530€







	100	4 x 50W Street lighting SMD LED Waterproof 3000K - 50 watt SMD LED Standard Street lighting 3000K Waterproof - luminous flux 5000 lumen - lumen/watt 100 high lumen - light color warm white 3000K - waterproof IP65 - beam angle 90° - with lens - product color black and gray - dim. 460 x 190 x 60mm - material aluminum - mounting set not included - lifespan 30,000 hours - voltage 85-265V - sku 407-1	78€
	101	4 x 50W Street lighting SMD LED Waterproof 5000K - 50 watt SMD LED Standard Street lighting 5000K Waterproof - luminous flux 5000 lumen - lumen/watt 100 high lumen - light color daylight 5000K - waterproof IP65 - beam angle 90° - with lens - product color black and gray - size 460 x 190 x 60mm - material aluminum - mounting set not included - lifespan 30,000 hours - voltage 85-265V - sku 407	78€
	102	4 x 100W Street lighting SMD LED Waterproof 3000K - 100 watt SMD LED Standard Street lighting 3000K Waterproof - luminous flux 10000 lumen - lumen/watt 100 high lumen - light color warm white 3000K - waterproof IP65 - beam angle 90° - with lens - product color black and gray - dim. 520 x 210 x 67mm - material aluminum - mounting set not included - lifespan 30,000 hours - voltage 85-265V - sku 406	115€
	103	4 x 100W Street lighting SMD LED Waterproof 5000K - 100 watt SMD LED Street lighting 5000K Waterproof - luminous flux 10000 lumen - lumen/watt 100 high lumen - light color daylight 5000K - waterproof IP65 - beam angle 90° - with lens - product color black and gray - dim . 520 x 210 x 67mm - material aluminum - mounting set not included - lifespan 30,000 hours - voltage 85-265V - sku 358	115€







	104	10 x 100W Street lighting SMD LED Waterproof 5000K - 100 watt SMD LED Street lighting 5000K Waterproof - luminous flux 10000 lumen - lumen/watt 100 high lumen - light color daylight 5000K - waterproof IP65 - beam angle 90° - with lens - product color black and gray - dimensions . 520 x 210 x 67mm - material aluminum - mounting set not included - lifespan 30,000 hours - voltage 85-265V - sku 358	280€
	105	2 x 50W PRO Street Lighting SMD LED Waterproof 5000K - 50W Street Lighting PRO SMD LED Waterproof 5000K - luminous flux 5500 lumen - lumen/watt 110 high lumen - light color daylight 5000K - waterproof IP65 - beam angle 90° - with lens - product color black - with lens - dim. 460 x 190 x 60mm - material aluminum - mounting set not included - lifespan 30,000 hours - voltage 85-265V - SKU 00503	44€
	106	2 x 50W PRO Street Lighting SMD LED Waterproof 5000K - 50W Street Lighting PRO SMD LED Waterproof 5000K - luminous flux 5500 lumen - lumen/watt 110 high lumen - light color daylight 5000K - waterproof IP65 - beam angle 90° - with lens - product color black - with lens - dim. 460 x 190 x 60mm - material aluminum - mounting set not included - lifespan 30,000 hours - voltage 85-265V - SKU 00503	44€
	107	6 x 50W PRO Street Lighting SMD LED Waterproof 5000K - 50W Street Lighting PRO SMD LED Waterproof 5000K - luminous flux 5500 lumen - lumen/watt 110 high lumen - light color daylight 5000K - waterproof IP65 - beam angle 90° - with lens - product color black - with lens - dim. 460 x 190 x 60mm - material aluminum - mounting set not included - lifespan 30,000 hours - voltage 85-265V - SKU 00503	130€



	108	2 x 100W PRO Street Lighting SMD LED Waterproof 5000K - 100W Street Lighting PRO SMD LED Waterproof 5000K - luminous flux 11000 lumen - lumen/watt 110 high lumen - light color daylight 5000K - waterproof IP65 - beam angle 90° - with lens - product color black - dimensions. 520 x 210 x 67mm - material aluminum - mounting set not included - lifespan 30,000 hours - voltage 85-265V - SKU 00505	62€
	109	6 x 100W PRO Street Lighting SMD LED Waterproof 5000K - 100W Street Lighting PRO SMD LED Waterproof 5000K - luminous flux 11000 lumen - lumen/watt 110 high lumen - light color daylight 5000K - waterproof IP65 - beam angle 90° - with lens - product color black - dimensions. 520 x 210 x 67mm - material aluminum - mounting set not included - lifespan 30,000 hours - voltage 85-265V - SKU 00505	185€
	110	2 x 50W Street lighting SMD LED with photocell sensor Waterproof 5000K - 50 watt Street lighting SMD LED with photocell sensor 5000K Waterproof - luminous flux 5000 lumen - lumen/watt 100 high lumen - light color daylight 5000K - waterproof IP65 - with photocell sensor day off/night on - beam angle 90° - product color black and gray - dimensions. 460 x 190 x 100 mm - material aluminum - mounting set not included - lifespan 30,000 hours - voltage 85-265V - SKU 770	56€
	111	4 x 50W Street lighting SMD LED with photocell sensor Waterproof 5000K - 50 watt Street lighting SMD LED with photocell sensor 5000K Waterproof - luminous flux 5000 lumen - lumen/watt 100 high lumen - light color daylight 5000K - waterproof IP65 - with photocell sensor day off/night on - beam angle 90° - product color black and gray - dimensions. 460 x 190 x 100 mm - material aluminum - mounting set not included - lifespan 30,000 hours - voltage 85-265V - SKU 770	110€



	112	4 x 100W Street lighting SMD LED with photocell sensor Waterproof 3000K - 100 watt Street lighting SMD LED with photocell sensor 3000K Waterproof - luminous flux 9200 lumen - light color warm white 3000K - waterproof IP65 - with photocell sensor day off/night on - beam angle 120° - product color black and gray - dimensions. 520 x 210 x 100 mm - material aluminum - mounting set not included - lifespan 30,000 hours - voltage 85-265V - SKU 992	140€
	113	8 x 100W Street lighting SMD LED with photocell sensor Waterproof 3000K - 100 watt Street lighting SMD LED with photocell sensor 3000K Waterproof - luminous flux 9200 lumen - light color warm white 3000K - waterproof IP65 - with photocell sensor day off/night on - beam angle 120° - product color black and gray - dimensions. 520 x 210 x 100 mm - material aluminum - mounting set not included - lifespan 30,000 hours - voltage 85-265V - SKU 992	275€
	114	4 x 100W Street lighting SMD LED with photocell sensor Waterproof 5000K - 100 watt Street lighting SMD LED with photocell sensor 5000K Waterproof - luminous flux 9200 lumen - light color daylight 5000K - waterproof IP65 - with photocell sensor day off/night on - beam angle 120° - product color black and gray - dim. 520 x 210 x 100 mm - material aluminum - mounting set not included - lifespan 30,000 hours - voltage 85-265V - SKU 993	140€
	115	4 x Tiltable Wall Bracket for Street Lighting 16 cm sand black - Tiltable Wall Bracket for Street Lighting 16 cm sand black - color black - material iron - diam Ø 60mm x 160 mm - mounting included - lamp not included - SKU 779	275€








	116	2 x 50W PRO Street lighting with photocell sensor Waterproof 3000K - 50 watt Street Lighting PRO with photocell sensor Waterproof 3000K - luminous flux 5500 lumen - lumen/watt 110 high lumen - light color warm white 3000K - waterproof IP65 - with photocell sensor day off/night on - beam angle 90° - product color black - with lens - dimensions. 460 x 190 x 60mm - material aluminum - mounting set not included - lifespan 30,000 hours - voltage 85-265V - SKU 772	60€
	117	2 x 50W PRO Street lighting with photocell sensor Waterproof 5000K - 50 watt Street Lighting PRO with photocell sensor Waterproof 5000K - luminous flux 5500 lumen - lumen/watt 110 high lumen - light color daylight 5000K - waterproof IP65 - with photocell sensor day off/night on - beam angle 90° - product color black - with lens - dimensions. 460 x 190 x 60mm - material aluminum - mounting set not included - lifespan 30,000 hours - voltage 85-265V - SKU 773	60€
	118	4 x Wall bracket for Street Lighting 25cm sand gray - Wall bracket for Street Lighting 25cm sand gray - color sand gray - material iron - diam Ø 60mm x 250mm - 113° angle - signage set included - lamp not included - sku 778	20€
	119	4 x Wall bracket for Street Lighting 25cm sand gray - Wall bracket for Street Lighting 25cm sand gray - color sand gray - material iron - diam Ø 60mm x 250mm - 113° angle - signage set included - lamp not included - sku 778	20€
	120	8 x Wall bracket for Street Lighting 25cm sand gray - Wall bracket for Street Lighting 25cm sand gray - color sand gray - material iron - diam Ø 60mm x 250mm - 113° angle - signage set included - lamp not included - sku 778	40€







	121	4 x Wall bracket for Street Lighting 25cm sand gray - Wall bracket for Street Lighting 25cm sand gray - color sand gray - material iron - diam Ø 60mm x 250mm - 113° angle - signage set included - lamp not included - sku 778	20€
	122	2 x Tilting Wall Bracket for Street Lighting 16 cm sand black - Tilting Wall Bracket for Street Lighting 16 cm sand black - color black - material iron - diam Ø 60mm x 160 mm - mounting included - lamp not included - SKU 779	12€
	123	4 x Tiltable Wall Bracket for Street Lighting 16 cm sand black - Tiltable Wall Bracket for Street Lighting 16 cm sand black - color black - material iron - diam Ø 60mm x 160 mm - mounting included - lamp not included - SKU 779	20€
	124	4 x Tiltable Wall Bracket for Street Lighting 16 cm sand black - Tiltable Wall Bracket for Street Lighting 16 cm sand black - color black - material iron - diam Ø 60mm x 160 mm - mounting included - lamp not included - SKU 779	20€
	125	8 x Tilting Wall Bracket for Street Lighting 16 cm sand black - Tilting Wall Bracket for Street Lighting 16 cm sand black - color black - material iron - diam Ø 60mm x 160 mm - mounting included - lamp not included - SKU 779	40€
	126	2 x Tiltable Wall Bracket for Street Lighting 16 cm sand gray - Tiltable Wall Bracket for Street Lighting 16 cm sand gray - color gray - material iron - diam Ø 60mm x 160 mm - mounting included - lamp not included - SKU 780	12€
	127	4 x Tiltable Wall Bracket for Street Lighting 16 cm sand gray - Tiltable Wall Bracket for Street Lighting 16 cm sand gray - color gray - material iron - diam Ø 60mm x 160 mm - mounting included - lamp not included - SKU 780	20€



	128	8 x Tilttable Wall Bracket for Street Lighting 16 cm sand gray - Tilttable Wall Bracket for Street Lighting 16 cm sand gray - color gray - material iron - diam Ø 60mm x 160 mm - mounting included - lamp not included - SKU 780	40€
	129	8 x Tilttable Wall Bracket for Street Lighting 16 cm sand gray - Tilttable Wall Bracket for Street Lighting 16 cm sand gray - color gray - material iron - diam Ø 60mm x 160 mm - mounting included - lamp not included - SKU 780	40€
	130	20 x 10W Floodlights Frosted Glass SMD LED Waterproof 3000K - 10 watt Floodlights Frosted Glass SMD LED Waterproof 3000K - luminous flux 800 lumen - lumen/watt 80 - light color warm white 3000K - waterproof IP65 - beam angle 120° - product color black - dimensions 105 x 85 x 30mm - material aluminum - mounting set not included - lifespan 30,000 hours - voltage 200-240V - SKU 0781	46€
	131	50 x 10W Floodlights Frosted Glass SMD LED Waterproof 3000K - 10 watt Floodlights Frosted Glass SMD LED Waterproof 3000K - luminous flux 800 lumen - lumen/watt 80 - light color warm white 3000K - waterproof IP65 - beam angle 120° - product color black - dimensions 105 x 85 x 30mm - material aluminum - mounting set not included - lifespan 30,000 hours - voltage 200-240V - SKU 0781	110€
	132	20 x 10W Floodlights Frosted Glass SMD LED Waterproof 5000K - 10 watt Floodlights Frosted Glass SMD LED Waterproof 5000K - luminous flux 800 lumen - lumen/watt 80 - light color daylight 5000K - waterproof IP65 - beam angle 120° - product color black - dimensions 105 x 85 30mm - material aluminum - mounting set not included - lifespan 30,000 hours - voltage 200-240V - SKU 0782	46€



	133	50 x 10W Floodlights Frosted Glass SMD LED Waterproof 5000K - 10 watt Floodlights Frosted Glass SMD LED Waterproof 5000K - luminous flux 800 lumen - lumen/watt 80 - light color daylight 5000K - waterproof IP65 - beam angle 120° - product color black - dimensions 105 x 85 30mm - material aluminum - mounting set not included - lifespan 30,000 hours - voltage 200-240V - SKU 0782	110€
	134	10 x 30W Floodlights Frosted Glass SMD LED Waterproof 3000K - 30 watt Floodlights Frosted Glass SMD LED Waterproof 3000K - luminous flux 2400 lumen - lumen/watt 80 - light color warm white 3000K - waterproof IP65 - beam angle 120° - product color black - dimensions 150 x 115 x 23mm - material aluminum - mounting set not included - lifespan 30,000 hours - voltage 200-240V - SKU 0783	40€
	135	30 x 30W Floodlights Frosted Glass SMD LED Waterproof 3000K - 30 watt Floodlights Frosted Glass SMD LED Waterproof 3000K - luminous flux 2400 lumen - lumen/watt 80 - light color warm white 3000K - waterproof IP65 - beam angle 120° - product color black - dimensions 150 x 115 x 23mm - material aluminum - mounting set not included - lifespan 30,000 hours - voltage 200-240V - SKU 0783	115€
	136	10 x 30W Floodlights Frosted Glass SMD LED Waterproof 5000K - 30 watt Floodlights Frosted Glass SMD LED Waterproof 5000K - luminous flux 2400 lumen - lumen/watt 80 - light color daylight 5000K - waterproof IP65 - beam angle 120° - product color black - dimensions 150 x 115 23mm - material aluminum - mounting set not included - lifespan 30,000 hours - voltage 200-240V - SKU 0784	40€



	137	10 x 50W Floodlights Frosted Glass SMD LED Waterproof 3000K - 50 watt Floodlights Frosted Glass SMD LED Waterproof 3000K - luminous flux 4000 lumen - lumen/watt 80 - light color warm white 3000K - waterproof IP65 - beam angle 120° - product color black - dimensions 205 x 160 x 25mm - material aluminum - mounting set not included - lifespan 30,000 hours - voltage 200-240V - sku 785	55€
	138	20 x 50W Floodlights Frosted Glass SMD LED Waterproof 3000K - 50 watt Floodlights Frosted Glass SMD LED Waterproof 3000K - luminous flux 4000 lumen - lumen/watt 80 - light color warm white 3000K - waterproof IP65 - beam angle 120° - product color black - dimensions 205 x 160 x 25mm - material aluminum - mounting set not included - lifespan 30,000 hours - voltage 200-240V - sku 785	105€
	139	10 x 50W Floodlights Frosted Glass SMD LED Waterproof 5000K - 50 watt Floodlights Frosted Glass SMD LED Waterproof 3000K - luminous flux 4000 lumen - lumen/watt 80 - light color daylight 5000K - waterproof IP65 - beam angle 120° - product color black - dimensions 205 x 160 25mm - material aluminum - mounting set not included - lifespan 30,000 hours - voltage 200-240V - sku 23	55€
	140	20 x 50W Floodlights Frosted Glass SMD LED Waterproof 5000K - 50 watt Floodlights Frosted Glass SMD LED Waterproof 3000K - luminous flux 4000 lumen - lumen/watt 80 - light color daylight 5000K - waterproof IP65 - beam angle 120° - product color black - dimensions 205 x 160 25mm - material aluminum - mounting set not included - lifespan 30,000 hours - voltage 200-240V - sku 23	105€





	141	4 x 100W Floodlights Frosted Glass SMD LED Waterproof 3000K - 100 watt Floodlights Frosted Glass SMD LED Waterproof 3000K - luminous flux 8000 lumen - lumen/watt 80 - light color warm white 3000K - waterproof IP65 - beam angle 120° - product color black - dimensions 269 x 210 x 25mm - material aluminum - mounting set not included - lifespan 30,000 hours - voltage 200-240V - SKU 00786	42€
	142	10 x 100W Floodlights Frosted Glass SMD LED Waterproof 3000K - 100 watt Floodlights Frosted Glass SMD LED Waterproof 3000K - luminous flux 8000 lumen - lumen/watt 80 - light color warm white 3000K - waterproof IP65 - beam angle 120° - product color black - dimensions 269 x 210 x 25mm - material aluminum - mounting set not included - lifespan 30,000 hours - voltage 200-240V - SKU 00786	100€
	143	4 x 100W Floodlights Frosted Glass SMD LED Waterproof 5000K - 100 watt Floodlights Frosted Glass SMD LED Waterproof 5000K - luminous flux 8000 lumen - lumen/watt 80 - light color daylight 5000K - waterproof IP65 - beam angle 120° - product color black - dimensions 269 x 210 25mm - material aluminum - mounting set not included - lifespan 30,000 hours - voltage 200-240V - sku 25	42€
	144	10 x 100W Floodlights Frosted Glass SMD LED Waterproof 5000K - 100 watt Floodlights Frosted Glass SMD LED Waterproof 5000K - luminous flux 8000 lumen - lumen/watt 80 - light color daylight 5000K - waterproof IP65 - beam angle 120° - product color black - dimensions 269 x 210 25mm - material aluminum - mounting set not included - lifespan 30,000 hours - voltage 200-240V - sku 25	100€







 <p>3000K</p>	145	4 x 50W Floodlights PRO SMD LED Waterproof 3000K - 50 watt Floodlights PRO SMD LED Waterproof 3000K - luminous flux 5000 lumen - lumen/watt = 100 high lumen - light color warm white 3000K - waterproof IP65 - beam angle 120° - product color black - dimensions 210 x 237mm - material aluminum - frosted matt glass - mounting set not included - lifespan 30,000 hours - voltage 85-265V - SKU 00790	48€
 <p>3000K</p>	146	8 x 50W Floodlights PRO SMD LED Waterproof 3000K - 50 watt Floodlights PRO SMD LED Waterproof 3000K - luminous flux 5000 lumen - lumen/watt = 100 high lumen - light color warm white 3000K - waterproof IP65 - beam angle 120° - product color black - dimensions 210 x 237mm - material aluminum - frosted matt glass - mounting set not included - lifespan 30,000 hours - voltage 85-265V - SKU 00790	95€
 <p>5000K</p>	147	4 x 50W Floodlights PRO SMD LED Waterproof 5000K - 50 watt Floodlights PRO SMD LED Waterproof 5000K - luminous flux 5000 lumen - lumen/watt = 100 high lumen - light color daylight 5000K - waterproof IP65 - beam angle 120° - product color black - dimensions 210 x 237mm - material aluminum - frosted matt glass - mounting set not included - lifespan 30,000 hours - voltage 85-265V - SKU 00791	48€
 <p>5000K</p>	148	8 x 50W Floodlights PRO SMD LED Waterproof 5000K - 50 watt Floodlights PRO SMD LED Waterproof 5000K - luminous flux 5000 lumen - lumen/watt = 100 high lumen - light color daylight 5000K - waterproof IP65 - beam angle 120° - product color black - dimensions 210 x 237mm - material aluminum - frosted matt glass - mounting set not included - lifespan 30,000 hours - voltage 85-265V - SKU 00791	95€







	149	4 x 100W Floodlights PRO SMD LED Waterproof 3000K - 100 watt Floodlights PRO SMD LED Waterproof 3000K - luminous flux 8000 lumen - light color warm white 3000K - waterproof IP65 - beam angle 120° - product color black - dimensions 256 x 283mm - material aluminum - frosted matt glass - mounting set not included - lifespan 30,000 hours - voltage 85-265V - SKU 00986	85€
	150	8 x 100W Floodlights PRO SMD LED Waterproof 3000K - 100 watt Floodlights PRO SMD LED Waterproof 3000K - luminous flux 8000 lumen - light color warm white 3000K - waterproof IP65 - beam angle 120° - product color black - dimensions 256 x 283mm - material aluminum - frosted matt glass - mounting set not included - lifespan 30,000 hours - voltage 85-265V - SKU 00986	160€
	151	4 x 100W Floodlights PRO SMD LED Waterproof 5000K - 100 watt Floodlights PRO SMD LED Waterproof 5000K - luminous flux 8000 lumen - light color daylight 5000K - waterproof IP65 - beam angle 120° - product color black - dimensions 256 x 283mm - material aluminum - frosted matt glass - mounting set not included - lifespan 30,000 hours - voltage 85-265V - SKU 00987	80€
	152	8 x 100W Floodlights PRO SMD LED Waterproof 5000K - 100 watt Floodlights PRO SMD LED Waterproof 5000K - luminous flux 8000 lumen - light color daylight 5000K - waterproof IP65 - beam angle 120° - product color black - dimensions 256 x 283mm - material aluminum - frosted matt glass - mounting set not included - lifespan 30,000 hours - voltage 85-265V - SKU 00987	160€









 <p>3000K</p>	153	2 x 200W Floodlights PRO SMD LED Waterproof 3000K - 200 watt Floodlights PRO SMD LED Waterproof 3000K - luminous flux 16000 lumen - light color warm white 3000K - waterproof IP65 - beam angle 120° - product color black - dimensions 340 x 375mm - material aluminum - frosted matt glass - mounting set not included - lifespan 30,000 hours - voltage 85-265V - SKU 00988	75€
 <p>3000K</p>	154	6 x 200W Floodlights PRO SMD LED Waterproof 3000K - 200 watt Floodlights PRO SMD LED Waterproof 3000K - luminous flux 16000 lumen - light color warm white 3000K - waterproof IP65 - beam angle 120° - product color black - dimensions 340 x 375mm - material aluminum - frosted matt glass - mounting set not included - lifespan 30,000 hours - voltage 85-265V - SKU 00988	225€
 <p>5000K</p>	155	2 x 200W Floodlights PRO SMD LED Waterproof 5000K - 200 Watt Floodlights PRO SMD LED Waterproof 3000K - luminous flux 16000 lumen - light color warm white 3000K - waterproof IP65 - beam angle 120° - product color black - dimensions 340 x 375mm - material aluminum - frosted matt glass - mounting kit not included - lifespan 30,000 hours - voltage 85-265V - SKU 00989	75€
 <p>5000K</p>	156	6 x 200W Floodlights PRO SMD LED Waterproof 5000K - 200 watt Floodlights PRO SMD LED Waterproof 3000K - luminous flux 16000 lumen - light color warm white 3000K - waterproof IP65 - beam angle 120° - product color black - dimensions 340 x 375mm - material aluminum - frosted matt glass - mounting set not included - lifespan 30,000 hours - voltage 85-265V - SKU 00989	225€











	157	2 x 300W Sports Field Floodlights PRO SMD LED Waterproof 6500K - 300 Watt Sports Field Floodlights PRO SMD LED Waterproof 6500K - luminous flux 29000 lumen - light color daylight 6500K - waterproof IP65 - beam angle 90° with lens - product color black - dimensions 345 x 380mm - material aluminum - mounting set not included - lifespan 30,000 hours - voltage 85-265V - SKU 00990	170€
	158	4 x 300W Sports field Floodlights PRO SMD LED Waterproof 6500K - 300 watt Sports field Floodlights PRO SMD LED Waterproof 6500K - luminous flux 29000 lumen - light color daylight 6500K - waterproof IP65 - beam angle 90° with lens - product color black - dimensions 345 x 380mm - material aluminum - mounting set not included - lifespan 30,000 hours - voltage 85-265V - SKU 00990	335€
	159	2 x 400W Sports field Floodlights PRO SMD LED Waterproof 6500K - 400 watt Sports field Floodlights PRO SMD LED Waterproof 6500K - luminous flux 42000 lumen - lumen/watt = 100 high lumen - light color daylight 6000K - waterproof IP65 - beam angle 90° with lens - product color black - dimensions 345 x 480mm - material aluminum - mounting set not included - lifespan 30,000 hours - voltage 85-265V - SKU 00991	230€
	160	4 x 400W Sports field Floodlights PRO SMD LED Waterproof 6500K - 400 watt Sports field Floodlights PRO SMD LED Waterproof 6500K - luminous flux 42000 lumen - lumen/watt = 100 high lumen - light color daylight 6000K - waterproof IP65 - beam angle 90° with lens - product color black - dimensions 345 x 480mm - material aluminum - mounting set not included - lifespan 30,000 hours - voltage 85-265V - SKU 00991	455€



	161	200 x Connection clamp 2-fold fire-resistant - Connection clamp 2-fold fire-resistant - welding clamp 0.08-2.5mm ² wire thickness - max 250V 32A - Connector suitable for indoor cable installation - dimensions 14.5 x 12.7 x 20.8mm - operating temperature up to 110C° - SKU 802	20€
	162	200 x Connection clamp 3-fold fire-resistant - Connection clamp 3-fold fire-resistant - welding clamp 0.08-2.5mm ² wire thickness - max 250V 32A - Connector suitable for indoor cable installation - dimensions 14.5 x 17.3 x 20.8mm - operating temperature up to 110C° - SKU 803	30€
	163	400 x Connection clamp 3-fold fire-resistant - Connection clamp 3-fold fire-resistant - welding clamp 0.08-2.5mm ² wire thickness - max 250V 32A - Connector suitable for indoor cable installation - dimensions 14.5 x 17.3 x 20.8mm - operating temperature up to 110C° - SKU 803	60€
	164	800 x Connection clamp 3-fold fire-resistant - Connection clamp 3-fold fire-resistant - welding clamp 0.08-2.5mm ² wire thickness - max 250V 32A - Connector suitable for indoor cable installation - dimensions 14.5 x 17.3 x 20.8mm - operating temperature up to 110C° - SKU 803	115€
	165	100 x Wire connector connection terminal 2x2 fold colored fire resistant - Wire connector connection terminal 2x2 fold colored fire resistant - welding terminal 0.08-2.5mm ² wire thickness - max 250V 32A - Connector suitable for indoor cable installation and cable connection - size 14.5 x 13.6 x 39.7mm - operating temperature up to 110C° - SKU 805	30€
	166	360 x Wire connector connecting clamp 2x2-fold colored fire-resistant - Wire connector connecting clamp 2x2-fold colored fire-resistant - welding clamp 0.08-2.5mm ² wire thickness - max 250V 32A - Connector suitable for indoor cable installation and cable interconnection -	105€



		dimensions 14.5 x 13.6 x 39.7mm - operating temperature up to 110C° - SKU 805	
	167	120 x Wire connector connecting clamp 3x3-fold colored fire-resistant - Wire connector connecting clamp 3x3-fold colored fire-resistant - welding clamp 0.08-2.5mm ² wire thickness - max 250V 32A - Connector suitable for indoor cable installation and cable interconnection - dimensions 14.5 x 18.6 x 39.7mm - operating temperature up to 110C° - SKU 806	55€
	168	360 x Wire connector connecting clamp 3x3-fold colored fire-resistant - Wire connector connecting clamp 3x3-fold colored fire-resistant - welding clamp 0.08-2.5mm ² wire thickness - max 250V 32A - Connector suitable for indoor cable installation and cable interconnection - dimensions 14.5 x 18.6 x 39.7mm - operating temperature up to 110C° - SKU 806	160€
 	169	40 x Cable connector 3 core waterproof - Cable connector 3 core waterproof fire resistant - sealing IP68 - 4-8mm cable thickness - max 1.5mm ² wire thickness - max 250V 24A - Connector suitable for outdoor cable installation and 1,2,3 core cables - size Ø 21.5 x 76mm - operating temperature -40C° to 105C° - SKU 800	80€
 	170	160 x Cable connector 3 core waterproof - Cable connector 3 core waterproof fire resistant - sealing IP68 - 4-8mm cable thickness - max 1.5mm ² wire thickness - max 250V 24A - Connector suitable for outdoor cable installation and 1,2,3 core cables - size Ø 21.5 x 76mm - operating temperature -40C° to 105C° - SKU 800	315€
 	171	20 x T-piece cable connector 3-wire, waterproof, fire-resistant - T-piece cable connector, 3-wire, waterproof, fire-resistant - sealing IP68 - 4-10mm cable thickness - max 1.5mm ² wire thickness - max 250V 24A - Connector suitable for outdoor cable installation and 1,2,3-wire cables -	70€



		dimensions Ø 25.1 x 92 x 62mm - operating temperature -40C° to 105C° - SKU 801	
	172	100 x T-piece cable connector 3-wire, waterproof, fire-resistant - T-piece cable connector, 3-wire, waterproof, fire-resistant - sealing IP68 - 4-10mm cable thickness - max 1.5mm ² wire thickness - max 250V 24A - Connector suitable for outdoor cable installation and 1,2,3-wire cables - dim Ø 25.1 x 92 x 62mm - operating temperature -40C° to 105C° - SKU 801	340€
	173	8 x 60cm Pro double LED TL T8 fixtures waterproof with reflectors - 60cm Pro double LED TL T8 fixtures waterproof with reflector - IP65 waterproof - product color gray - dimensions. 680 x 113 x 63mm - material ABS and PC - mounting set included - two T8 tube input - LED tube not included - voltage 220-265V - max 22W - one side L N connection - SKU 00600	60€
	174	16 x 60cm Pro double LED TL T8 fixtures waterproof with reflectors - 60cm Pro double LED TL T8 fixtures waterproof with reflector - IP65 waterproof - product color gray - dimensions. 680 x 113 x 63mm - material ABS and PC - mounting set included - two T8 tube input - LED tube not included - voltage 220-265V - max 22W - one side L N connection - SKU 00600	120€
 SERIAL CONNECTION	175	8 x 120cm Pro double LED TL T8 fixtures can be linked waterproof - 120cm Pro double LED TL T8 fixtures can be linked - with reflector - IP65 waterproof - max 10 fixtures can be linked together using wires with min 1mm ² wire - product color gray - dimensions. 1306 x 113 x 63mm - material ABS and PC - mounting set included - two T8 tube input - LED tube not included - voltage 220-265V - max 44W - one side L N connection - SKU 00603	115€








	176	8 x 60cm Pro Design double LED TL T8 fixtures waterproof white with reflector - 60cm Pro Design double LED TL T8 fixtures waterproof white with reflector - IP65 waterproof - product color white - dimensions. 683 x 138 x 84mm - material PC & iron reflector - mounting set included - two T8 Tube input - LED TL Tube not included - voltage 220-240V - one side L N connection - max 18 watts - SKU 00650	75€
	177	16 x 60cm Pro Design double LED TL T8 fixtures waterproof white with reflector - 60cm Pro Design double LED TL T8 fixtures waterproof white with reflector - IP65 waterproof - product color white - dim. 683 x 138 x 84mm - material PC & iron reflector - mounting set included - two T8 Tube input - LED TL Tube not included - voltage 220-240V - one side L N connection - max 18 watt - SKU 00650	150€
	178	8 x 60cm Pro Design double LED TL T8 fixtures waterproof dark gray with reflector - 60cm Pro Design double LED TL T8 fixtures waterproof dark gray with reflector - IP65 waterproof - product color dark gray - dimensions. 683 x 138 x 84mm - material PC & iron reflector - mounting set included - two T8 Tube input - LED TL Tube not included - voltage 220-240V - one side L N connection - max 18 watts - Attention incorrect information about product color on the boxes - SKU 00651	75€
	179	16 x 60cm Pro Design double LED TL T8 fixtures waterproof dark gray with reflector - 60cm Pro Design double LED TL T8 fixtures waterproof dark gray with reflector - IP65 waterproof - product color dark gray - dimensions. 683 x 138 x 84mm - material PC & iron reflector - mounting set included - two T8 Tube input - LED TL Tube not included - voltage 220-240V - one side L N connection - max 18 watts - Attention incorrect information about product color on the boxes - SKU 00651	150€



	180	8 x 120cm Pro Design double LED TL T8 fixtures waterproof white with reflector - 120cm Pro Design double LED TL T8 fixtures waterproof white with reflector - IP65 waterproof - product color white - dimensions. 1289 x 138 x 84mm - material PC & iron reflector - mounting set included - two T8 Tube input - LED TL Tube not included - voltage 220-240V - one side L N connection - max 36 watts - SKU 00652	120€
	181	16 x 120cm Pro Design double LED TL T8 fixtures waterproof white with reflector - 120cm Pro Design double LED TL T8 fixtures waterproof white with reflector - IP65 waterproof - product color white - dimensions. 1289 x 138 x 84mm - material PC & iron reflector - mounting set included - two T8 Tube input - LED TL Tube not included - voltage 220-240V - one side L N connection - max 36 watts - SKU 00652	235€
	182	8 x 120cm Pro Design double LED TL T8 fixtures waterproof dark gray with reflector - 120cm Pro Design double LED TL T8 fixtures waterproof dark gray with reflector - IP65 waterproof - product color dark gray - dimensions. 1289 x 138 x 84mm - material PC & iron reflector - mounting set included - two T8 Tube input - LED TL Tube not included - voltage 220-240V - one side L N connection - max 36 watts - Attention incorrect information about product color on the boxes - SKU 00653	120€
	183	16 x 120cm Pro Design double LED TL T8 fixtures waterproof dark gray with reflector - 120cm Pro Design double LED TL T8 fixtures waterproof dark gray with reflector - IP65 waterproof - product color dark gray - dim. 1289 x 138 x 84mm - material PC & iron reflector - mounting set included - two T8 Tube input - LED TL Tube not included - voltage 220-240V - one side L N connection - max 36 watt - Attention wrong information about product color on the boxes - SKU 00653	235€




	184	30 x 10W LED TL Tubes LED 60cm G13 T8 3000K - 10 watt LED TL Tubes LED 60cm G13 T8 3000K - luminous flux 1000 lumen - SMD LED - lumen/watt 100 (high lumen) - light color warm white 3000K - beam angle 300° - product color white - dim. Ø 26 x 600mm - material glass - with dummy starter - lifespan 25,000 hours - voltage 220-240V - single- sided power supply - sku 1048	45€
	185	60 x 10W LED TL Tubes LED 60cm G13 T8 3000K - 10 watt LED TL Tubes LED 60cm G13 T8 3000K - luminous flux 1000 lumen - SMD LED - lumen/watt 100 (high lumen) - light color warm white 3000K - beam angle 300° - product color white - dim. Ø 26 x 600mm - material glass - with dummy starter - lifespan 25,000 hours - voltage 220-240V - single- sided power supply - sku 1048	85€
	186	30 x 8W LED TL Tubes LED 60cm G13 T8 4200K - 8 watt LED TL Tubes LED 60cm G13 T8 4200K - luminous flux 800 lumen - SMD LED - lumen/watt 100 (high lumen) - light color neutral white 4200K - beam angle 195° - product color white - dim. Ø 26 x 600mm - material glass - lifespan 25,000 hours - voltage 170-265V - single-sided power supply	45€
	187	60 x 10W LED TL Tubes LED 60cm G13 T8 4000K - 10 watt LED TL Tubes LED 60cm G13 T8 4000K - luminous flux 1000 lumen - SMD LED - lumen/watt 100 (high lumen) - light color neutral white 4000K - beam angle 300° - product color white - dim. Ø 26 x 600mm - material glass - with dummy starter - lifespan 25,000 hours - voltage 220-240V - single-sided power supply - sku 1049	85€
	188	30 x 8W LED TL Tubes LED 60cm G13 T8 6400K - 8 watt LED TL Tubes LED 60cm G13 T8 6400K - luminous flux 800 lumen - SMD LED - lumen/watt 100 (high lumen) - light color daylight 6400K - beam angle 195° - product color white - dim. Ø 26 x 600mm - material glass - lifespan 25,000 hours -	45€





		voltage 170-265V - single-sided power supply	
	189	60 x 8W LED TL Tubes LED 60cm G13 T8 6400K - 8 watt LED TL Tubes LED 60cm G13 T8 6400K - luminous flux 800 lumen - SMD LED - lumen/watt 100 (high lumen) - light color daylight 6400K - beam angle 195° - product color white - dim. Ø 26 x 600mm - material glass - lifespan 25,000 hours - voltage 170-265V - single-sided power supply	85€
	190	30 x 18W LED TL Tubes LED 120cm G13 T8 3000K - 18 watt LED TL Tubes LED 120cm G13 T8 3000K - luminous flux 1850 lumen - SMD LED - lumen/watt 102 (high lumen) - light color warm white 3000K - beam angle 300° - product color white - dim. Ø 26 x 1200mm - material glass - with dummy starter - lifespan 25,000 hours - voltage 220-240V - single-sided power supply - sku 1051	55€
	191	60 x 18W LED TL Tubes LED 120cm G13 T8 3000K - 18 watt LED TL Tubes LED 120cm G13 T8 3000K - luminous flux 1850 lumen - SMD LED - lumen/watt 102 (high lumen) - light color warm white 3000K - beam angle 300° - product color white - dim. Ø 26 x 1200mm - material glass - with dummy starter - lifespan 25,000 hours - voltage 220-240V - single-sided power supply - sku 1051	110€
	192	30 x 16W LED TL Tubes LED 120cm G13 T8 4200K - 16 watt LED TL Tubes LED 120cm G13 T8 4200K - luminous flux 1600 lumen - SMD LED - lumen/watt 100 (high lumen) - light color neutral white 4200K - beam angle 195° - product color white - dim. Ø 26 x 1200mm - material glass - lifespan 25,000 hours - voltage 170-265V - single- sided power supply	55€



	193	60 x 18W LED TL Tubes LED 120cm G13 T8 4000K - 18 watt LED TL Tubes LED 120cm G13 T8 4000K - luminous flux 1850 lumen - SMD LED - lumen/watt 102 (high lumen) - light color neutral white 3000K - beam angle 300° - product color white - dim. Ø 26 x 1200mm - material glass - with dummy starter - lifespan 25,000 hours - voltage 220-240V - single-sided power supply - sku 1052	110€
	194	30 x 16W LED TL Tubes LED 120cm G13 T8 6400K - 16 watt LED TL Tubes LED 120cm G13 T8 6400K - luminous flux 1600 lumen - SMD LED - lumen/watt 100 (high lumen) - light color daylight 6400K - beam angle 195° - product color white - dim. Ø 26 x 1200mm - material glass - lifespan 25,000 hours - voltage 170-265V - single-sided power supply	55€
	195	60 x 16W LED TL Tubes LED 120cm G13 T8 6400K - 16 watt LED TL Tubes LED 120cm G13 T8 6400K - luminous flux 1600 lumen - SMD LED - lumen/watt 100 (high lumen) - light color daylight 6400K - beam angle 195° - product color white - dim. Ø 26 x 1200mm - material glass - lifespan 25,000 hours - voltage 170-265V - single-sided power supply	110€
	196	30 x 22W LED TL Tubes LED 150cm G13 T8 4200K - 22 watt LED TL Tubes LED 150cm G13 T8 4200K - luminous flux 2200 lumen - SMD LED - lumen/watt 100 (high lumen) - light color neutral white 4200K - beam angle 195° - product color white - dim. Ø 26 x 1500mm - material glass - lifespan 25,000 hours - voltage 170-265V - single- sided power supply	75€
	197	60 x 22W LED TL Tubes LED 150cm G13 T8 4200K - 22 watt LED TL Tubes LED 150cm G13 T8 4200K - luminous flux 2200 lumen - SMD LED - lumen/watt 100 (high lumen) - light color neutral white 4200K - beam angle 195° - product color white - dim. Ø 26 x 1500mm - material glass -	150€



		lifespan 25,000 hours - voltage 170-265V - single-sided power supply	
	198	30 x 22W LED TL Tubes LED 150cm G13 T8 6400K - 22 watt LED TL Tubes LED 150cm G13 T8 6400K - luminous flux 2200 lumen - SMD LED - lumen/watt 100 (high lumen) - light color daylight 6400K - beam angle 195° - product color white - dim. Ø 26 x 1500mm - material glass - lifespan 25,000 hours - voltage 170-265V - single-sided power supply	75€
	199	60 x 22W LED TL Tubes LED 150cm G13 T8 6400K - 22 watt LED TL Tubes LED 150cm G13 T8 6400K - luminous flux 2200 lumen - SMD LED - lumen/watt 100 (high lumen) - light color daylight 6400K - beam angle 195° - product color white - dim. Ø 26 x 1500mm - material glass - lifespan 25,000 hours - voltage 170-265V - single-sided power supply	150€