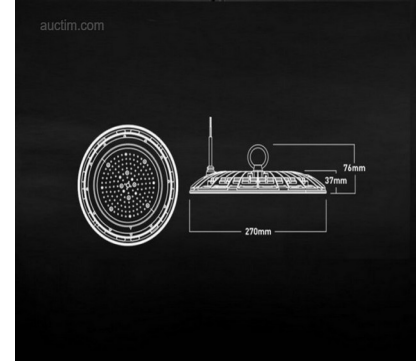




CATALOG
INDUSTRIAL LED LIGHTING



DESCRIPTION

liquidation of new LED industrial lighting including high bays, street lighting, wall brackets and floodlights

START

13 april 2023 to 08:00 [UTC]

END DATE

23 april 2023 from 15:30 [UTC]

VIEWING

- Monday April 17 2023 from 10:00 until 12:00
2870 PUURS, RIJKSWEG 19

AUCTIM PARTNER

MOYERSOEN NV

Helststraat 47, 2630 Aartselaar, Belgium
+32 3 827 21 31 - info.moyersoen@auctim.be
BTW BE 0452.153.622





ISSUE - COLLECTION

- Thursday April 27 2023 from 09:00 until 11:00
2870 PUURS, RIJKSWEG 19





Online bidding only!

Catalog created on 23 april 2023 to 04:14







	Item	Description	Start price
	1	10 x 90 watt LED UFO Highbay SLIM Design Waterproof 5000K - luminous flux 7700 lumen SMD LED - light color daylight 5000K - waterproof IP65 - Linear IC driver included - beam angle 90° - product color sand black - diam Ø 270 x 37mm - material aluminum - mounting set not included included - lifespan 30,000 hours - voltage 200- 240V - PF >0.9 - CRI >80 - SKU 972 - it can show 5% difference in watts and lumens	202€
	2	20 x 90 watt LED UFO Highbay SLIM Design Waterproof 5000K - luminous flux 7700 lumen SMD LED - light color daylight 5000K - waterproof IP65 - Linear IC driver included - beam angle 90° - product color sand black - diam Ø 270 x 37mm - material aluminum - mounting set not included included - lifespan 30,000 hours - voltage 200- 240V - PF >0.9 - CRI >80 - SKU 972 - it can show 5% difference in watts and lumens	440€
	3	8 x 130 watt LED UFO Highbay SLIM Design Waterproof 5000K - luminous flux 11000 lumen SMD LED - light color daylight 5000K - waterproof IP65 - Linear IC driver included - beam angle 90° - product color sand black - diam Ø 310 x 37mm - material aluminum - mounting set not included including - lifespan 30,000 hours - voltage 200- 240V - PF >0.9 - CRI >80 - SKU 973 - it can show 5% difference in watts and lumens	225€
	4	16 x 130 watt LED UFO Highbay SLIM Design Waterproof 5000K - luminous flux 11000 lumen SMD LED - light color daylight 5000K - waterproof IP65 - Linear IC driver included - beam angle 90° - product color sand black - diam Ø 310 x 37mm - material aluminum - mounting set not included including - lifespan 30,000 hours - voltage 200- 240V - PF >0.9 - CRI >80 - SKU 973 - it can show 5% difference in watts and lumens	440€







	5	<p>8 x 185 watt LED UFO Highbay SLIM Design Waterproof 5000K - luminous flux 16000 lumen SMD LED - light color daylight 5000K - waterproof IP65 - Linear IC driver included - beam angle 90° - product color sand black - diam Ø 380 x 41mm - material aluminum - mounting set not included included - lifespan 30,000 hours - voltage 200-240V - PF >0.9 - CRI >80 - SKU 00974 - it can show 5% difference in watts and lumens</p>	290€
	6	<p>16 x 185 watt LED UFO Highbay SLIM Design Waterproof 5000K - luminous flux 16000 lumen SMD LED - light color daylight 5000K - waterproof IP65 - Linear IC driver included - beam angle 90° - product color sand black - diam Ø 380 x 41mm - material aluminum - mounting set not included included - lifespan 30,000 hours - voltage 200-240V - PF >0.9 - CRI >80 - SKU 00974 - it can show 5% difference in watts and lumens</p>	565€
	7	<p>5 x 100 watt LED UFO Highbay SLIM Design Waterproof 3000K - luminous flux 11000 lumen SMD LED - lumen/watt 110 high lumen - light color warm white 3000K - waterproof IP65 - Linear IC driver included - beam angle 90° - product color sand black - diam Ø 270 x 37mm - material aluminum - mounting kit not included - lifespan 30,000 hours - voltage 200-240V - PF >0.9 - CRI >80 - SKU 00870 - it can show 5% difference in watts and lumens</p>	125€
	8	<p>10 x 100 watt LED UFO Highbay SLIM Design Waterproof 3000K - luminous flux 11000 lumen SMD LED - lumen/watt 110 high lumen - light color warm white 3000K - waterproof IP65 - Linear IC driver included - beam angle 90° - product color sand black - diam Ø 270 x 37mm - material aluminum - mounting kit not included - lifespan 30,000 hours - voltage 200-240V - PF >0.9 - CRI >80 - SKU 00870 - it can show 5% difference in watts and lumens</p>	245€







	9	20 x 100 watt LED UFO Highbay SLIM Design Waterproof 3000K - luminous flux 11000 lumen SMD LED - lumen/watt 110 high lumen - light color warm white 3000K - waterproof IP65 - Linear IC driver included - beam angle 90° - product color sand black - diam Ø 270 x 37mm - material aluminum - mounting kit not included - lifespan 30,000 hours - voltage 200-240V - PF >0.9 - CRI >80 - SKU 00870 - it can show 5% difference in watts and lumens	480€
	10	5 x 100 watt LED UFO Highbay SLIM Design Waterproof 6000K - luminous flux 11000 lumen SMD LED - lumen/watt 110 high lumen - light color daylight 6000K - waterproof IP65 - Linear IC driver included - beam angle 90° - product color sand black - diam Ø 270 x 37mm - material aluminum - mounting kit not included - lifespan 30,000 hours - voltage 200-240V - PF >0.9 - CRI >80 - SKU 00872 - it can show 5% difference in watts and lumens	125€
	11	10 x 100 watt LED UFO Highbay SLIM Design Waterproof 6000K - luminous flux 11000 lumen SMD LED - lumen/watt 110 high lumen - light color daylight 6000K - waterproof IP65 - Linear IC driver included - beam angle 90° - product color sand black - diam Ø 270 x 37mm - material aluminum - mounting kit not included - lifespan 30,000 hours - voltage 200-240V - PF >0.9 - CRI >80 - SKU 00872 - it can show 5% difference in watts and lumens	245€
	12	20 x 100 watt LED UFO Highbay SLIM Design Waterproof 6000K - luminous flux 11000 lumen SMD LED - lumen/watt 110 high lumen - light color daylight 6000K - waterproof IP65 - Linear IC driver included - beam angle 90° - product color sand black - diam Ø 270 x 37mm - material aluminum - mounting kit not included - lifespan 30,000 hours - voltage 200-240V - PF >0.9 - CRI >80 - SKU 00872 - it can show 5% difference in watts and lumens	480€







	13	5 x 150 watt LED UFO Highbay SLIM Design Waterproof 3000K - luminous flux 16500 lumen SMD LED - lumen/watt 110 high lumen - light color warm white 3000K - waterproof IP65 - Linear IC driver included - beam angle 90° - product color sand black - diam Ø 312 x 41mm - material aluminum - mounting kit not included - lifespan 30,000 hours - voltage 200-240V - PF >0.9 - CRI >80 - SKU 00873 - it can show 5% difference in watts and lumens	160€
	14	10 x 150 watt LED UFO Highbay SLIM Design Waterproof 3000K - luminous flux 16500 lumen SMD LED - lumen/watt 110 high lumen - light color warm white 3000K - waterproof IP65 - Linear IC driver included - beam angle 90° - product color sand black - diam Ø 312 x 41mm - material aluminum - mounting kit not included - lifespan 30,000 hours - voltage 200-240V - PF >0.9 - CRI >80 - SKU 00873 - it can show 5% difference in watts and lumens	310€
	15	5 x 150 watt LED UFO Highbay SLIM Design Waterproof 4000K - luminous flux 16500 lumen SMD LED - lumen/watt 110 high lumen - light color neutral white 4000K - waterproof IP65 - Linear IC driver included - beam angle 90° - product color sand black - diam Ø 312 x 41mm - material aluminum - mounting kit not included - lifespan 30,000 hours - voltage 200-240V - PF >0.9 - CRI >80 - SKU 00874 - it can show 5% difference in watts and lumens	160€
	16	5 x 150 watt LED UFO Highbay SLIM Design Waterproof 6000K - luminous flux 16500 lumen SMD LED - lumen/watt 110 high lumen - light color daylight 6000K - waterproof IP65 - Linear IC driver included - beam angle 90° - product color sand black - diam Ø 312 x 41mm - material aluminum - mounting kit not included - lifespan 30,000 hours - voltage 200-240V - PF >0.9 - CRI >80 - SKU 00875 - it can show 5% difference in watts and lumens	160€







	17	10 x 150 watt LED UFO Highbay SLIM Design Waterproof 6000K - luminous flux 16500 lumen SMD LED - lumen/watt 110 high lumen - light color daylight 6000K - waterproof IP65 - Linear IC driver included - beam angle 90° - product color sand black - diam Ø 312 x 41mm - material aluminum - mounting kit not included - lifespan 30,000 hours - voltage 200-240V - PF >0.9 - CRI >80 - SKU 00875 - it can show 5% difference in watts and lumens	310€
	18	20 x 150 watt LED UFO Highbay SLIM Design Waterproof 6000K - luminous flux 16500 lumen SMD LED - lumen/watt 110 high lumen - light color daylight 6000K - waterproof IP65 - Linear IC driver included - beam angle 90° - product color sand black - diam Ø 312 x 41mm - material aluminum - mounting kit not included - lifespan 30,000 hours - voltage 200-240V - PF >0.9 - CRI >80 - SKU 00875 - it can show 5% difference in watts and lumens	600€
	19	5 x 200 watt LED UFO Highbay SLIM Design Waterproof 3000K - luminous flux 22000 lumen SMD LED - lumen/watt 110 high lumen - light color warm white 3000K - waterproof IP65 - Linear IC driver included - beam angle 90° - product color sand black - diam Ø 378 x 41mm - material aluminum - mounting kit not included - lifespan 30,000 hours - voltage 200-240V - PF >0.9 - CRI >80 - SKU 00876 - it can show 5% difference in watts and lumens	200€
	20	5 x 200 watt LED UFO Highbay SLIM Design Waterproof 6000K - luminous flux 22000 lumen SMD LED - lumen/watt 110 high lumen - light color daylight 6000K - waterproof IP65 - Linear IC driver included - beam angle 90° - product color sand black - diam Ø 378 x 41mm - material aluminum - mounting kit not included - lifespan 30,000 hours - voltage 200-240V - PF >0.9 - CRI >80 - SKU 00878 - it can show 5% difference in watts and lumens	200€







	21	<p>10 x 200 watt LED UFO Highbay SLIM Design Waterproof 6000K - luminous flux 22000 lumen SMD LED - lumen/watt 110 high lumen - light color daylight 6000K - waterproof IP65 - Linear IC driver included - beam angle 90° - product color sand black - diam Ø 378 x 41mm - material aluminum - mounting kit not included - lifespan 30,000 hours - voltage 200-240V - PF >0.9 - CRI >80 - SKU 00878 - it can show 5% difference in watts and lumens</p>	390€
	22	<p>20 x 200 watt LED UFO Highbay SLIM Design Waterproof 6000K - luminous flux 22000 lumen SMD LED - lumen/watt 110 high lumen - light color daylight 6000K - waterproof IP65 - Linear IC driver included - beam angle 90° - product color sand black - diam Ø 378 x 41mm - material aluminum - mounting kit not included - lifespan 30,000 hours - voltage 200-240V - PF >0.9 - CRI >80 - SKU 00878 - it can show 5% difference in watts and lumens</p>	760€
	23	<p>8 x 100 watt SMD LED UFO Highbay PRO Waterproof 5000K - luminous flux 13000 lumen - light color daylight 5000K - waterproof IP65 - with LiFud LED Driver - with lens - beam angle 100° - product color black - Ø 270 x 150mm - material aluminum - mounting set not included - lifespan 50,000 hours - voltage 220-240V - PF >0.9 - CRI >80 - sku 969</p>	340€
	24	<p>16 x 100 watt SMD LED UFO Highbay PRO Waterproof 5000K - luminous flux 13000 lumen - light color daylight 5000K - waterproof IP65 - with LiFud LED Driver - with lens - beam angle 100° - product color black - Ø 270 x 150mm - material aluminum - mounting set not included - lifespan 50,000 hours - voltage 220-240V - PF >0.9 - CRI >80 - sku 969</p>	665€
	25	<p>8 x 150 watt SMD LED UFO Highbay PRO Waterproof 5000K - luminous flux 19500 lumen - light color daylight 5000K - waterproof IP65 - with</p>	410€



		LiFud LED Driver - with lens - beam angle 100° - product color black - diam Ø 305 x 150mm - material aluminum - mounting set not included included - lifespan 50,000 hours - voltage 220-240V - PF >0.9 - CRI >80 - sku 970	
	26	16 x 150 watt SMD LED UFO Highbay PRO Waterproof 5000K - luminous flux 19500 lumen - light color daylight 5000K - waterproof IP65 - with LiFud LED Driver - with lens - beam angle 100° - product color black - diam Ø 305 x 150mm - material aluminum - mounting set not included included - lifespan 50,000 hours - voltage 220-240V - PF >0.9 - CRI >80 - sku 970	805€
	27	8 x 200 watt SMD LED UFO Highbay PRO Waterproof 5000K - luminous flux 26000 lumen - light color daylight 5000K - waterproof IP65 - with LiFud LED Driver - with lens - beam angle 90° - product color black - diam Ø 345 x 150mm - material aluminum - mounting set not included included - lifespan 50,000 hours - voltage 220-240V - PF >0.9 - CRI >80 - sku 971	490€
	28	16 x 200 watt SMD LED UFO Highbay PRO Waterproof 5000K - luminous flux 26000 lumen - light color daylight 5000K - waterproof IP65 - with LiFud LED Driver - with lens - beam angle 90° - product color black - diam Ø 345 x 150mm - material aluminum - mounting set not included included - lifespan 50,000 hours - voltage 220-240V - PF >0.9 - CRI >80 - sku 971	960€
	29	4 x 100 watt SMD LED Street lighting 3000K Waterproof - luminous flux 11600 lumen - light color warm white 3000K - waterproof IP65 - beam angle 130° - with lens - with tiltable wall bracket - product color black and gray - dim. 562 x 215 x 98mm - material aluminum and PC lens - with IC driver - mounting kit not included - lifespan 35,000 hours - voltage 85-265V - Energy class D	145€
	30	8 x 100 watt SMD LED Street lighting 3000K	290€








		Waterproof - luminous flux 11600 lumen - light color warm white 3000K - waterproof IP65 - beam angle 130° - with lens - with tiltable wall bracket - product color black and gray - dim. 562 x 215 x 98mm - material aluminum and PC lens - with IC driver - mounting kit not included - lifespan 35,000 hours - voltage 85-265V - Energy class D	
	31	4 x 100 watt SMD LED Street lighting 4200K Waterproof - luminous flux 11600 lumen - light color neutral white 4200K - waterproof IP65 - beam angle 130° - with lens - with tiltable wall bracket - product color black and gray - dim. 562 x 215 x 98mm - material aluminum and PC lens - with IC driver - mounting kit not included - lifespan 35,000 hours - voltage 85-265V - Energy class D	145€
	32	8 x 100 watt SMD LED Street lighting 4200K Waterproof - luminous flux 11600 lumen - light color neutral white 4200K - waterproof IP65 - beam angle 130° - with lens - with tiltable wall bracket - product color black and gray - dim. 562 x 215 x 98mm - material aluminum and PC lens - with IC driver - mounting kit not included - lifespan 35,000 hours - voltage 85-265V - Energy class D	290€
	33	4 x 100 watt SMD LED Street lighting 6200K Waterproof - luminous flux 11600 lumen - light color daylight 6200K - waterproof IP65 - beam angle 130° - with lens - with tiltable wall bracket - product color black and gray - dim. 562 x 215 x 98mm - material aluminum and PC lens - with IC driver - mounting kit not included - lifespan 35,000 hours - voltage 85-265V - Energy class D	145€
	34	8 x 100 watt SMD LED Street lighting 6200K Waterproof - luminous flux 11600 lumen - light color daylight 6200K - waterproof IP65 - beam angle 130° - with lens - with tiltable wall bracket - product color black and gray - dim. 562 x 215 x 98mm - material aluminum and PC lens - with IC	290€







		driver - mounting kit not included - lifespan 35,000 hours - voltage 85-265V - Energy class D	
 	35	4 x 50 watt SMD LED Standard Street lighting 3000K Waterproof - luminous flux 5000 lumen - lumen/watt 100 high lumen - light color warm white 3000K - waterproof IP65 - beam angle 90° - with lens - product color black and gray - dim. 460 x 190 x 60mm - material aluminum - mounting kit not included - lifespan 30,000 hours - voltage 85-265V	90€
 	36	10 x 50 watt SMD LED Standard Street lighting 3000K Waterproof - luminous flux 5000 lumen - lumen/watt 100 high lumen - light color warm white 3000K - waterproof IP65 - beam angle 90° - with lens - product color black and gray - dim. 460 x 190 x 60mm - material aluminum - mounting kit not included - lifespan 30,000 hours - voltage 85-265V	215€
 	37	4 x 50 watt SMD LED Standard Street lighting 5000K Waterproof - luminous flux 5000 lumen - lumen/watt 100 high lumen - light color daylight 5000K - waterproof IP65 - beam angle 90° - with lens - product color black and gray - dim. 460 x 190 x 60mm - material aluminum - mounting kit not included - lifespan 30,000 hours - voltage 85-265V	90€
 	38	10 x 50 watt SMD LED Standard Street lighting 5000K Waterproof - luminous flux 5000 lumen - lumen/watt 100 high lumen - light color daylight 5000K - waterproof IP65 - beam angle 90° - with lens - product color black and gray - dim. 460 x 190 x 60mm - material aluminum - mounting kit not included - lifespan 30,000 hours - voltage 85-265V	215€



	39	4 x 100 watt SMD LED Standard Street lighting 3000K Waterproof - luminous flux 10000 lumen - lumen/watt 100 high lumen - light color warm white 3000K - waterproof IP65 - beam angle 90° - with lens - product color black and gray - dim. 520 x 210 x 67mm - material aluminum - mounting kit not included - lifespan 30,000 hours - voltage 85-265V	130€
	40	10 x 100 watt SMD LED Standard Street lighting 3000K Waterproof - luminous flux 10000 lumen - lumen/watt 100 high lumen - light color warm white 3000K - waterproof IP65 - beam angle 90° - with lens - product color black and gray - dim. 520 x 210 x 67mm - material aluminum - mounting kit not included - lifespan 30,000 hours - voltage 85-265V	310€
	41	4 x 100 watt SMD LED Street lighting 5000K Waterproof - luminous flux 10000 lumen - lumen/watt 100 high lumen - light color daylight 5000K - waterproof IP65 - beam angle 90° - with lens - product color black and gray - dim. 520 x 210 x 67mm - material aluminum - mounting kit not included - lifespan 30,000 hours - voltage 85-265V	130€
	42	10 x 100 watt SMD LED Street lighting 5000K Waterproof - luminous flux 10000 lumen - lumen/watt 100 high lumen - light color daylight 5000K - waterproof IP65 - beam angle 90° - with lens - product color black and gray - dim. 520 x 210 x 67mm - material aluminum - mounting kit not included - lifespan 30,000 hours - voltage 85-265V	310€
	43	4 x 50W Street Lighting PRO SMD LED Waterproof 3000K - luminous flux 5500 lumen - lumen/watt 110 high lumen - light color warm white 3000K - waterproof IP65 - beam angle 90° - with lens - product color black - with lens - dim. 460 x 190 x 60mm - material aluminum - mounting kit not included - lifespan 30,000 hours - voltage 85-265V	110€



		- SKU 00502	
	44	2 x 50W Street Lighting PRO SMD LED Waterproof 5000K - luminous flux 5500 lumen - lumen/watt 110 high lumen - light color daylight 5000K - waterproof IP65 - beam angle 90° - with lens - product color black - with lens - dim. 460 x 190 x 60mm - material aluminum - mounting kit not included - lifespan 30,000 hours - voltage 85-265V - SKU 00503	55€
	45	6 x 50W Street Lighting PRO SMD LED Waterproof 5000K - luminous flux 5500 lumen - lumen/watt 110 high lumen - light color daylight 5000K - waterproof IP65 - beam angle 90° - with lens - product color black - with lens - dim. 460 x 190 x 60mm - material aluminum - mounting kit not included - lifespan 30,000 hours - voltage 85-265V - SKU 00503	160€
	46	2 x 100W Street Lighting PRO SMD LED Waterproof 5000K - luminous flux 11000 lumen - lumen/watt 110 high lumen - light color daylight 5000K - waterproof IP65 - beam angle 90° - with lens - product color black - dim. 520 x 210 x 67mm - material aluminum - mounting kit not included - lifespan 30,000 hours - voltage 85-265V - SKU 00505	75€
	47	6 x 100W Street Lighting PRO SMD LED Waterproof 5000K - luminous flux 11000 lumen - lumen/watt 110 high lumen - light color daylight 5000K - waterproof IP65 - beam angle 90° - with lens - product color black - dim. 520 x 210 x 67mm - material aluminum - mounting kit not included - lifespan 30,000 hours - voltage 85-265V - SKU 00505	215€







	48	12 x 100W Street Lighting PRO SMD LED Waterproof 5000K - luminous flux 11000 lumen - lumen/watt 110 high lumen - light color daylight 5000K - waterproof IP65 - beam angle 90° - with lens - product color black - dim. 520 x 210 x 67mm - material aluminum - mounting kit not included - lifespan 30,000 hours - voltage 85-265V - SKU 00505	415€
	49	2 x 50 watt Street lighting SMD LED with photocell sensor 5000K Waterproof - luminous flux 5000 lumen - lumen/watt 100 high lumen - light color daylight 5000K - waterproof IP65 - with photocell sensor day off/night on - beam angle 90° - product color black and gray - dim. 460 x 190 x 100 mm - material aluminum - mounting kit not included - lifespan 30,000 hours - voltage 85-265V - SKU 770	70€
	50	4 x 50 watt Street lighting SMD LED with photocell sensor 5000K Waterproof - luminous flux 5000 lumen - lumen/watt 100 high lumen - light color daylight 5000K - waterproof IP65 - with photocell sensor day off/night on - beam angle 90° - product color black and gray - dim. 460 x 190 x 100 mm - material aluminum - mounting kit not included - lifespan 30,000 hours - voltage 85-265V - SKU 770	135€
	51	4 x 100 watt Street lighting SMD LED with photocell sensor 3000K Waterproof - luminous flux 9200 lumen - light color warm white 3000K - waterproof IP65 - with photocell sensor day off/night on - beam angle 120° - product color black and gray - dim. 520 x 210 x 100 mm - material aluminum - mounting kit not included - lifespan 30,000 hours - voltage 85-265V - SKU 992	195€










	52	8 x 100 watt Street lighting SMD LED with photocell sensor 3000K Waterproof - luminous flux 9200 lumen - light color warm white 3000K - waterproof IP65 - with photocell sensor day off/night on - beam angle 120° - product color black and gray - dim. 520 x 210 x 100 mm - material aluminum - mounting kit not included - lifespan 30,000 hours - voltage 85-265V - SKU 992	380€
	53	4 x 100 watt Street lighting SMD LED with photocell sensor 5000K Waterproof - luminous flux 9200 lumen - light color daylight 5000K - waterproof IP65 - with photocell sensor day off/night on - beam angle 120° - product color black and gray - dim. 520 x 210 x 100 mm - material aluminum - mounting kit not included - lifespan 30,000 hours - voltage 85-265V - SKU 993	195€
	54	8 x 100 watt Street lighting SMD LED with photocell sensor 5000K Waterproof - luminous flux 9200 lumen - light color daylight 5000K - waterproof IP65 - with photocell sensor day off/night on - beam angle 120° - product color black and gray - dim. 520 x 210 x 100 mm - material aluminum - mounting kit not included - lifespan 30,000 hours - voltage 85-265V - SKU 993	380€
	55	2 x 50 watt Street Lighting PRO with photocell sensor Waterproof 3000K - luminous flux 5500 lumen - lumen/watt 110 high lumen - light color warm white 3000K - waterproof IP65 - with photocell sensor day off/night on - beam angle 90° - product color black - with lens - dim. 460 x 190 x 60mm - material aluminum - mounting kit not included - lifespan 30,000 hours - voltage 85-265V - SKU 772	80€
	56	2 x 50 watt Street Lighting PRO with photocell sensor Waterproof 5000K - luminous flux 5500 lumen - lumen/watt 110 high lumen - light color daylight 5000K - waterproof IP65 - with photocell sensor day off/night on - beam angle 90° - product color black - with lens - dim. 460 x 190 x	80€



		60mm - material aluminum - mounting kit not included - lifespan 30,000 hours - voltage 85-265V - SKU 773	
	57	4 x Wall bracket for street lighting 25cm sand gray - color sand gray - material iron - diam Ø 60mm x 250mm - 113° angle - mounting set included - lamp not included	28€
	58	4 x Wall bracket for street lighting 25cm sand gray - color sand gray - material iron - diam Ø 60mm x 250mm - 113° angle - mounting set included - lamp not included	28€
	59	8 x Wall bracket for street lighting 25cm sand gray - color sand gray - material iron - diam Ø 60mm x 250mm - 113° angle - mounting set included - lamp not included	55€
	60	2 x Wall bracket for street lighting 25cm sand gray - color sand gray - material iron - diam Ø 60mm x 250mm - 113° angle - mounting set included - lamp not included	14€
	61	2 x Tiltable Wall bracket for street lighting 16 cm sand black - color black - material iron - diam Ø 60mm x 160 mm - mounting included - lamp not included - SKU 781	17€
	62	4 x Tiltable Wall bracket for Street lighting 16 cm sand black - color black - material iron - diam Ø 60mm x 160 mm - mounting included - lamp not included - SKU 781	34€








	63	4 x Tiltable Wall bracket for Street lighting 16 cm sand black - color black - material iron - diam Ø 60mm x 160 mm - mounting included - lamp not included - SKU 781	34€
	64	8 x Tiltable Wall bracket for street lighting 16 cm sand black - color black - material iron - diam Ø 60mm x 160 mm - mounting included - lamp not included - SKU 781	65€
	65	2 x Tiltable Wall bracket for street lighting 16 cm sand gray - color gray - material iron - diam Ø 60mm x 160 mm - mounting included - lamp not included - SKU 781	14€
	66	4 x Tiltable Wall bracket for Street lighting 16 cm sand gray - color gray - material iron - diam Ø 60mm x 160 mm - mounting included - lamp not included - SKU 781	28€
	67	8 x Tiltable Wall bracket for Street lighting 16 cm sand gray - color gray - material iron - diam Ø 60mm x 160 mm - mounting included - lamp not included - SKU 781	55€
	68	8 x Tiltable Wall bracket for Street lighting 16 cm sand gray - color gray - material iron - diam Ø 60mm x 160 mm - mounting included - lamp not included - SKU 781	55€
	69	20 x 10 watt floodlights Frosted Glass SMD LED Waterproof 3000K - luminous flux 800 lumen - lumen/watt 80 - light color warm white 3000K - waterproof IP65 - beam angle 120° - product color black - dimensions 105 x 85 x 30mm - material aluminum - mounting set not included - lifespan	50€



		30,000 hours - voltage 200-240V - SKU 0781	
	70	50 x 10 watt floodlights Frosted Glass SMD LED Waterproof 3000K - luminous flux 800 lumen - lumen/watt 80 - light color warm white 3000K - waterproof IP65 - beam angle 120° - product color black - dimensions 105 x 85 x 30mm - material aluminum - mounting set not included - lifespan 30,000 hours - voltage 200-240V - SKU 0781	120€
	71	20 x 10 watt floodlights Frosted Glass SMD LED Waterproof 5000K - luminous flux 800 lumen - lumen/watt 80 - light color daylight 5000K - waterproof IP65 - beam angle 120° - product color black - dimensions 105 x 85 x 30mm - material aluminum - mounting set not included - lifespan 30,000 hours - voltage 200-240V - SKU 0782	50€
	72	50 x 10 watt Floodlights Frosted Glass SMD LED Waterproof 5000K - luminous flux 800 lumen - lumen/watt 80 - light color daylight 5000K - waterproof IP65 - beam angle 120° - product color black - dimensions 105 x 85 x 30mm - material aluminum - mounting set not included - lifespan 30,000 hours - voltage 200-240V - SKU 0782	120€
	73	10 x 30 watt floodlights Frosted Glass SMD LED Waterproof 3000K - luminous flux 2400 lumen - lumen/watt 80 - light color warm white 3000K - waterproof IP65 - beam angle 120° - product color black - dimensions 150 x 115 x 23mm - material aluminum - mounting set not included - lifespan 30,000 hours - voltage 200-240V - SKU 0783	45€
	74	30 x 30 watt Floodlights Frosted Glass SMD LED Waterproof 3000K - luminous flux 2400 lumen - lumen/watt 80 - light color warm white 3000K - waterproof IP65 - beam angle 120° - product color black - dimensions 150 x 115 x 23mm - material aluminum - mounting set not included - lifespan 30,000 hours - voltage 200-240V - SKU 0783	130€



	75	10 x 30 watt floodlights Frosted Glass SMD LED Waterproof 5000K - luminous flux 2400 lumen - lumen/watt 80 - light color daylight 5000K - waterproof IP65 - beam angle 120° - product color black - dimensions 150 x 115 x 23mm - material aluminum - mounting set not included - lifespan 30,000 hours - voltage 200-240V - SKU 0784	45€
	76	10 x 50 watt floodlights Frosted Glass SMD LED Waterproof 3000K - luminous flux 4000 lumen - lumen/watt 80 - light color warm white 3000K - waterproof IP65 - beam angle 120° - product color black - dimensions 205 x 160 x 25mm - material aluminum - mounting set not included - lifespan 30,000 hours - voltage 200-240V	65€
	77	20 x 50 watt floodlights Frosted Glass SMD LED Waterproof 3000K - luminous flux 4000 lumen - lumen/watt 80 - light color warm white 3000K - waterproof IP65 - beam angle 120° - product color black - dimensions 205 x 160 x 25mm - material aluminum - mounting set not included - lifespan 30,000 hours - voltage 200-240V	125€
	78	10 x 50 watt floodlights Frosted Glass SMD LED Waterproof 3000K - luminous flux 4000 lumen - lumen/watt 80 - light color daylight 5000K - waterproof IP65 - beam angle 120° - product color black - dimensions 205 x 160 x 25mm - material aluminum - mounting set not included - lifespan 30,000 hours - voltage 200-240V	65€
	79	20 x 50 watt floodlights Frosted Glass SMD LED Waterproof 3000K - luminous flux 4000 lumen - lumen/watt 80 - light color daylight 5000K - waterproof IP65 - beam angle 120° - product color black - dimensions 205 x 160 x 25mm - material aluminum - mounting set not included - lifespan 30,000 hours - voltage 200-240V	125€



	80	4 x 100 watt floodlights Frosted Glass SMD LED Waterproof 3000K - luminous flux 8000 lumen - lumen/watt 80 - light color warm white 3000K - waterproof IP65 - beam angle 120° - product color black - dimensions 269 x 210 x 25mm - material aluminum - mounting set not included - lifespan 30,000 hours - voltage 200-240V - SKU 00786	48€
	81	10 x 100 watt floodlights Frosted Glass SMD LED Waterproof 3000K - luminous flux 8000 lumen - lumen/watt 80 - light color warm white 3000K - waterproof IP65 - beam angle 120° - product color black - dimensions 269 x 210 x 25mm - material aluminum - mounting set not included - lifespan 30,000 hours - voltage 200-240V - SKU 00786	115€
	82	4 x 100 watt floodlights Frosted Glass SMD LED Waterproof 5000K - luminous flux 8000 lumen - lumen/watt 80 - light color daylight 5000K - waterproof IP65 - beam angle 120° - product color black - dimensions 269 x 210 x 25mm - material aluminum - mounting set not included - lifespan 30,000 hours - voltage 200-240V	48€
	83	10 x 100 watt Floodlights Frosted Glass SMD LED Waterproof 5000K - luminous flux 8000 lumen - lumen/watt 80 - light color daylight 5000K - waterproof IP65 - beam angle 120° - product color black - dimensions 269 x 210 x 25mm - material aluminum - mounting set not included - lifespan 30,000 hours - voltage 200-240V	115€
	84	2 x 50 watt floodlights Frosted Glass with motion sensor SMD LED Waterproof 3000K - luminous flux 4000 lumen - lumen/watt 80 - light color warm white 3000K - waterproof IP44 - beam angle 120° - product color black - dimensions 220 x 205 x 25mm - material aluminum - mounting set not included - lifespan 30,000 hours - voltage 170-240V	25€








	85	6 x 50 watt floodlights Frosted Glass with motion sensor SMD LED Waterproof 3000K - luminous flux 4000 lumen - lumen/watt 80 - light color warm white 3000K - waterproof IP44 - beam angle 120° - product color black - dimensions 220 x 205 x 25mm - material aluminum - mounting set not included - lifespan 30,000 hours - voltage 170-240V	70€
	86	12 x 50 watt floodlights Frosted Glass with motion sensor SMD LED Waterproof 3000K - luminous flux 4000 lumen - lumen/watt 80 - light color warm white 3000K - waterproof IP44 - beam angle 120° - product color black - dimensions 220 x 205 x 25mm - material aluminum - mounting set not included - lifespan 30,000 hours - voltage 170-240V	135€
	87	4 x 50 watt floodlights PRO SMD LED Waterproof 3000K - luminous flux 5000 lumen - lumen/watt = 100 high lumen - light color warm white 3000K - waterproof IP65 - beam angle 120° - product color black - dimensions 210 x 237mm - material aluminum - frosted matt glass - mounting kit not included - lifespan 30,000 hours - voltage 85-265V - SKU 00790	60€
	88	8 x 50 watt floodlights PRO SMD LED Waterproof 3000K - luminous flux 5000 lumen - lumen/watt = 100 high lumen - light color warm white 3000K - waterproof IP65 - beam angle 120° - product color black - dimensions 210 x 237mm - material aluminum - frosted matt glass - mounting kit not included - lifespan 30,000 hours - voltage 85-265V - SKU 00790	115€
	89	4 x 50 watt floodlights PRO SMD LED Waterproof 5000K - luminous flux 5000 lumen - lumen/watt = 100 high lumen - light color daylight 5000K - waterproof IP65 - beam angle 120° - product color black - dimensions 210 x 237mm - material aluminum - frosted matt glass - mounting kit not included - lifespan 30,000 hours - voltage 85-265V	60€





		- SKU 00791	
	90	8 x 50 watt floodlights PRO SMD LED Waterproof 5000K - luminous flux 5000 lumen - lumen/watt = 100 high lumen - light color daylight 5000K - waterproof IP65 - beam angle 120° - product color black - dimensions 210 x 237mm - material aluminum - frosted matt glass - mounting kit not included - lifespan 30,000 hours - voltage 85-265V - SKU 00791	120€
	91	4 x 100 watt floodlights PRO SMD LED Waterproof 3000K - luminous flux 8000 lumen - light color warm white 3000K - waterproof IP65 - beam angle 120° - product color black - dimensions 256 x 283mm - material aluminum - frosted matt glass - mounting set not included - lifespan 30,000 hours - voltage 85-265V - SKU 00986	95€
	92	8 x 100 watt floodlights PRO SMD LED Waterproof 3000K - luminous flux 8000 lumen - light color warm white 3000K - waterproof IP65 - beam angle 120° - product color black - dimensions 256 x 283mm - material aluminum - frosted matt glass - mounting set not included - lifespan 30,000 hours - voltage 85-265V - SKU 00986	185€
	93	4 x 100 watt floodlights PRO SMD LED Waterproof 5000K - luminous flux 8000 lumen - light color daylight 5000K - waterproof IP65 - beam angle 120° - product color black - dimensions 256 x 283mm - material aluminum - frosted matt glass - mounting set not included - lifespan 30,000 hours - voltage 85-265V - SKU 00987	95€
	94	8 x 100 watt Floodlights PRO SMD LED Waterproof 5000K - luminous flux 8000 lumen - light color daylight 5000K - waterproof IP65 - beam angle 120° - product color black - dimensions 256 x 283mm - material aluminum - frosted matt glass - mounting set not included - lifespan 30,000 hours - voltage 85-265V - SKU 00987	185€









 3000K	95	2 x 200 watt floodlights PRO SMD LED Waterproof 3000K - luminous flux 16000 lumen - light color warm white 3000K - waterproof IP65 - beam angle 120° - product color black - dimensions 340 x 375mm - material aluminum - frosted matt glass - mounting set not included - lifespan 30,000 hours - voltage 85-265V - SKU 00988	85€
 3000K	96	6 x 200 watt floodlights PRO SMD LED Waterproof 3000K - luminous flux 16000 lumen - light color warm white 3000K - waterproof IP65 - beam angle 120° - product color black - dimensions 340 x 375mm - material aluminum - frosted matt glass - mounting set not included - lifespan 30,000 hours - voltage 85-265V - SKU 00988	250€
 5000K	97	2 x 200 watt floodlights PRO SMD LED Waterproof 3000K - luminous flux 16000 lumen - light color warm white 3000K - waterproof IP65 - beam angle 120° - product color black - dimensions 340 x 375mm - material aluminum - frosted matt glass - mounting set not included - lifespan 30,000 hours - voltage 85-265V - SKU 00989	85€
 5000K	98	6 x 200 watt floodlights PRO SMD LED Waterproof 3000K - luminous flux 16000 lumen - light color warm white 3000K - waterproof IP65 - beam angle 120° - product color black - dimensions 340 x 375mm - material aluminum - frosted matt glass - mounting set not included - lifespan 30,000 hours - voltage 85-265V - SKU 00989	250€
 auctim.com	99	2 x 300 watt Sports field Floodlights PRO SMD LED Waterproof 6500K - luminous flux 29000 lumen - light color daylight 6500K - waterproof IP65 - beam angle 90° with lens - product color black - dimensions 345 x 380mm - material aluminum - mounting set not included - lifespan 30,000 hours - voltage 85-265V - SKU 00990	195€












	100	4 x 300 watt Sports field Floodlights PRO SMD LED Waterproof 6500K - luminous flux 29000 lumen - light color daylight 6500K - waterproof IP65 - beam angle 90° with lens - product color black - dimensions 345 x 380mm - material aluminum - mounting set not included - lifespan 30,000 hours - voltage 85-265V - SKU 00990	385€
	101	2 x 400 watt Sports field Floodlights PRO SMD LED Waterproof 6500K - luminous flux 42000 lumen - lumen/watt = 100 high lumen - light color daylight 6000K - waterproof IP65 - beam angle 90° with lens - product color black - dimensions 345 x 480mm - material aluminum - mounting set not included - lifespan 30,000 hours - voltage 85-265V - SKU 00991	260€
	102	4 x 400 watt Sports field Floodlights PRO SMD LED Waterproof 6500K - luminous flux 42000 lumen - lumen/watt = 100 high lumen - light color daylight 6000K - waterproof IP65 - beam angle 90° with lens - product color black - dimensions 345 x 480mm - material aluminum - mounting set not included - lifespan 30,000 hours - voltage 85-265V - SKU 00991	515€
	103	200 x Connection terminal 2-way fire-resistant - welding terminal 0.08-2.5mm ² wire thickness - max 250V 32A - Connector suitable for indoor cable installation - dimensions 14.5 x 12.7 x 20.8mm - operating temperature up to 110C° - SKU 802	25€
	104	600 x Connection terminal 2-way fire-resistant - welding terminal 0.08-2.5mm ² wire thickness - max 250V 32A - Connector suitable for indoor cable installation - dimensions 14.5 x 12.7 x 20.8mm - operating temperature up to 110C° - SKU 802	75€



	105	200 x Connection terminal 3-way fire-resistant - welding terminal 0.08-2.5mm ² wire thickness - max 250V 32A - Connector suitable for indoor cable installation - dimensions 14.5 x 17.3 x 20.8mm - operating temperature up to 110C° - SKU 803	40€
	106	400 x Connection terminal 3-way fire-resistant - welding terminal 0.08-2.5mm ² wire thickness - max 250V 32A - Connector suitable for indoor cable installation - dimensions 14.5 x 17.3 x 20.8mm - operating temperature up to 110C° - SKU 803	80€
	107	800 x Connection terminal 3-way fire-resistant - welding terminal 0.08-2.5mm ² wire thickness - max 250V 32A - Connector suitable for indoor cable installation - dimensions 14.5 x 17.3 x 20.8mm - operating temperature up to 110C° - SKU 803	160€
	108	100 x Wire connector connection terminal 2x2 fold colored fire resistant - welding terminal 0.08-2.5mm ² wire thickness - max 250V 32A - Connector suitable for indoor cable installation and cable connection - size 14.5 x 13.6 x 39.7mm - operating temperature up to 110C° - SKU 805	37€
	109	360 x Wire connector connection terminal 2x2 fold colored fire resistant - welding terminal 0.08-2.5mm ² wire thickness - max 250V 32A - Connector suitable for indoor cable installation and cable connection - size 14.5 x 13.6 x 39.7mm - operating temperature up to 110C° - SKU 805	125€
	110	120 x Wire connector connection terminal 3x3 fold colored fire resistant - welding terminal 0.08-2.5mm ² wire thickness - max 250V 32A - Connector suitable for indoor cable installation and cable connection - size 14.5 x 18.6 x 39.7mm - operating temperature up to 110C° - SKU 806	62€











	111	360 x Wire connector connection terminal 3x3 fold colored fire resistant - welding terminal 0.08-2.5mm ² wire thickness - max 250V 32A - Connector suitable for indoor cable installation and cable connection - size 14.5 x 18.6 x 39.7mm - operating temperature up to 110C° - SKU 806	185€
 	112	40 x Cable connector 3 core waterproof fire resistant - sealing IP68 - 4-8mm cable thickness - max 1.5mm ² wire thickness - max 250V 24A - Connector suitable for outdoor cable installation and 1,2,3 core cables - size Ø 21.5 x 76mm - operating temperature -40C° up to 105C° - SKU 800	100€
 	113	160 x Cable connector 3 core waterproof fire resistant - sealing IP68 - 4-8mm cable thickness - max 1.5mm ² wire thickness - max 250V 24A - Connector suitable for outdoor cable installation and 1,2,3 core cables - size Ø 21.5 x 76mm - operating temperature -40C° up to 105C° - SKU 800	375€
 	114	20 x T-piece cable connector 3 core waterproof fire resistant - sealing IP68 - 4-10mm cable thickness - max 1.5mm ² wire thickness - max 250V 24A - Connector suitable for outdoor cable installation and 1,2,3 core cables - dimensions Ø 25.1 x 92 x 62mm - operating temperature -40C° to 105C° - SKU 801	80€
 	115	40 x 36 watt LED Batten light thin 120cm connectable waterproof 4000K - luminous flux 3600 lumen - SMD LED - light color neutral white 4000K - IP65 waterproof - product color white - dim. 1155 x 28 x 48 mm - material PC - beam angle 120° - mounting set included - lifespan 30,000 hours - voltage 200-240V (50/60Hz) - max 10 batten lights can be linked together - SKU 00666	390€




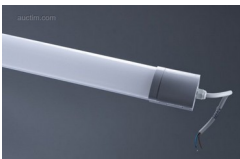

	116	10 x 8 watt 60cm T5 LED light connectable 3000K with on/off switch - luminous flux 680 lumen - light color warm white 3000K - SMD LED - product color white - dim. 574 x 22 x 33 mm - material PC and PVC - mounting kit included - lifespan 30,000 hours - beam angle 120° - voltage 165-265V (50/60Hz) - SKU 00670	32€
	117	30 x 8 watt 60cm T5 LED light connectable 3000K with on/off switch - luminous flux 680 lumen - light color warm white 3000K - SMD LED - product color white - dim. 574 x 22 x 33 mm - material PC and PVC - mounting kit included - lifespan 30,000 hours - beam angle 120° - voltage 165-265V (50/60Hz) - SKU 00670	90€
	118	10 x 16 watt 120cm T5 LED light connectable 3000K with on/off switch - luminous flux 1360 lumen - light color warm white 3000K - SMD LED - product color white - dim. 1179 x 22 x 33 mm - material PC and PVC - mounting kit included - lifespan 30,000 hours - beam angle 120° - voltage 165-265V (50/60Hz) - SKU 00673	45€
	119	30 x 16 watt 120cm T5 LED light linkable 3000K with on/off switch - luminous flux 1360 lumen - light color warm white 3000K - SMD LED - product color white - dim. 1179 x 22 x 33 mm - material PC and PVC - mounting kit included - lifespan 30,000 hours - beam angle 120° - voltage 165-265V (50/60Hz) - SKU 00673	130€
	120	10 x 16 watt 120cm T5 LED light linkable 4000K with on/off switch - luminous flux 1360 lumen - light color neutral white 4000K - SMD LED - product color white - dim. 1179 x 22 x 33 mm - material PC and PVC - mounting kit included - lifespan 30,000 hours - beam angle 120° - voltage 165-265V (50/60Hz) - SKU 00674	45€



	121	10 x 16 watt 120cm T5 LED light connectable 6000K with on/off switch - luminous flux 1360 lumen - light color daylight 6000K - SMD LED - product color white - dim. 1179 x 22 x 33 mm - material PC and PVC - mounting kit included - lifespan 30,000 hours - beam angle 120° - voltage 165-265V (50/60Hz) - SKU 00675	45€
	122	10 x 36 watt LED Batten light 120cm connectable 3000K - luminous flux 2880 lumen - light color warm white 3000K - SMD LED - IP20 - product color white - dim. 1200 x 25 x 72mm - material rigid - mounting set included - lifespan 30,000 hours - voltage 85-265V (50/60Hz) - max 10 batten lights can be linked together - SKU 00640	70€
	123	10 x 36 watt LED Batten light thin 120cm connectable waterproof 4000K - luminous flux 3600 lumen - SMD LED - light color neutral white 4000K - IP65 waterproof - product color white - dim. 1155 x 28 x 48 mm - material PC - beam angle 120° - mounting set included - lifespan 30,000 hours - voltage 200-240V (50/60Hz) - max 10 batten lights can be linked together - SKU 00666	80€
	124	40 x 36 watt LED Batten light thin 120cm connectable waterproof 4000K - luminous flux 3600 lumen - SMD LED - light color neutral white 4000K - IP65 waterproof - product color white - dim. 1155 x 28 x 48 mm - material PC - beam angle 120° - mounting set included - lifespan 30,000 hours - voltage 200-240V (50/60Hz) - max 10 batten lights can be linked together - SKU 00666	295€
	125	10 x 36 watt LED Batten light thin 120cm connectable waterproof 6000K - luminous flux 3600 lumen - SMD LED - light color daylight 6000K - IP65 waterproof - product color white - dim. 1155 x 28 x 48 mm - material PC - beam angle 120° - mounting kit included - lifespan 30,000 hours - voltage 200-240V (50/60Hz) - max 10 batten	80€

		lights can be linked together - SKU 00667	
	126	40 x 36 watt LED Batten light thin 120cm connectable waterproof 6000K - luminous flux 3600 lumen - SMD LED - light color daylight 6000K - IP65 waterproof - product color white - dim. 1155 x 28 x 48 mm - material PC - beam angle 120° - mounting kit included - lifespan 30,000 hours - voltage 200-240V (50/60Hz) - max 10 batten lights can be linked together - SKU 00667	295€
	127	10 x 40 watt LED Batten light thin 150cm connectable waterproof 4000K - luminous flux 4000 lumen - SMD LED - light color neutral white 4000K - IP65 waterproof - product color white - dim. 1450 x 28 x 48 mm - material PC - beam angle 120° - mounting set included - lifespan 30,000 hours - voltage 200-240V (50/60Hz) - max 10 batten lights can be linked together - SKU 00668	100€
	128	40 x 40 watt LED Batten light thin 150cm connectable waterproof 4000K - luminous flux 4000 lumen - SMD LED - light color neutral white 4000K - IP65 waterproof - product color white - dim. 1450 x 28 x 48 mm - material PC - beam angle 120° - mounting set included - lifespan 30,000 hours - voltage 200-240V (50/60Hz) - max 10 batten lights can be linked together - SKU 00668	375€
	129	10 x 40 watt LED Batten light thin 150cm connectable waterproof 6000K - luminous flux 4000 lumen - SMD LED - light color daylight 6000K - IP65 waterproof - product color white - dim. 1450 x 28 x 48 mm - material PC - beam angle 120° - mounting kit included - lifespan 30,000 hours - voltage 200-240V (50/60Hz) - max 10 batten lights can be linked together - SKU 00669	100€








	130	40 x 40 watt LED Batten light thin 150cm connectable waterproof 6000K - luminous flux 4000 lumen - SMD LED - light color daylight 6000K - IP65 waterproof - product color white - dim. 1450 x 28 x 48 mm - material PC - beam angle 120° - mounting kit included - lifespan 30,000 hours - voltage 200-240V (50/60Hz) - max 10 batten lights can be linked together - SKU 00669	375€
	131	10 x 36 watt LED Batten light 120cm connectable waterproof 6000K - luminous flux 2800 lumen - SMD LED - light color daylight 6000K - IP65 waterproof - product color white - dim. 1239 x 36 x 61 mm - material PC - beam angle 120° - mounting set included - lifespan 30,000 hours - voltage 200-240V (50/60Hz) - max 10 batten lights can be linked together - SKU 00511	90€
	132	10 x 48 watt LED Batten light 150cm connectable waterproof 4000K - luminous flux 3800 lumen - SMD LED - light color neutral white 4000K - IP65 waterproof - product color white - dim. 1539 x 36 x 61 mm - material PC - beam angle 120° - mounting set included - lifespan 30,000 hours - voltage 200-240V (50/60Hz) - max 8 batten lights can be linked together - SKU 00512	125€
	133	20 x 48 watt LED Batten light 150cm connectable waterproof 4000K - luminous flux 3800 lumen - SMD LED - light color neutral white 4000K - IP65 waterproof - product color white - dim. 1539 x 36 x 61 mm - material PC - beam angle 120° - mounting set included - lifespan 30,000 hours - voltage 200-240V (50/60Hz) - max 8 batten lights can be linked together - SKU 00512	245€
	134	10 x 48 watt LED Batten light 150cm connectable waterproof 6000K - luminous flux 3800 lumen - SMD LED - light color daylight 6000K - IP65 waterproof - product color white - dim. 1539 x 36 x 61 mm - material PC - beam angle 120° - mounting set included - lifespan 30,000 hours - voltage 200-240V (50/60Hz) - max 8 batten lights	125€

		can be linked together - SKU 00513	
	135	16 x 60cm Pro double LED TL T8 fixtures waterproof with reflector - IP65 waterproof - product color gray - dim. 680 x 113 x 63mm - material ABS and PC - mounting set included - two T8 tube input - LED tube not included - voltage 220-265V - max 22W - one side L N connection - SKU 00600	125€
	136	8 x 60cm Pro double LED TL T8 fixtures waterproof with reflector - IP65 waterproof - product color gray - dim. 680 x 113 x 63mm - material ABS and PC - mounting set included - two T8 tube input - LED tube not included - voltage 220-265V - max 22W - one side L N connection - SKU 00600	65€
 SERIAL CONNECTION	137	8 x 120cm Pro double LED TL T8 luminaires linkable - with reflector - IP65 waterproof - max 10 luminaires can be linked together using min 1mm ² wire - product color gray - dim. 1306 x 113 x 63mm - material ABS and PC - mounting set included - two T8 tube input - LED tube not included - voltage 220-265V - max 44W - one side L N connection - SKU 00603	140€
	138	8 x 60cm Pro Design double LED TL T8 fixtures waterproof white with reflector - IP65 waterproof - product color white - dim. 683 x 138 x 84mm - material PC & iron reflector - mounting set included - two T8 Tube input - LED TL Tube not included - voltage 220-240V - one side L N connection - max 18 watt - SKU 00650	90€
	139	16 x 60cm Pro Design double LED TL T8 fixtures waterproof white with reflector - IP65 waterproof - product color white - dim. 683 x 138 x 84mm - material PC & iron reflector - mounting set included - two T8 Tube input - LED TL Tube not included - voltage 220-240V - one side L N connection - max 18 watt - SKU 00650	175€




	140	8 x 60cm Pro Design double LED TL T8 fixtures waterproof dark gray with reflector - IP65 waterproof - product color black - dim. 683 x 138 x 84mm - material PC & iron reflector - mounting set included - two T8 Tube input - LED TL Tube not included - voltage 220-240V - one side L N connection - max 18 watt - SKU 00650	90€
	141	16 x 60cm Pro Design double LED TL T8 fixtures waterproof dark gray with reflector - IP65 waterproof - product color black - dim. 683 x 138 x 84mm - material PC & iron reflector - mounting set included - two T8 Tube input - LED TL Tube not included - voltage 220-240V - one side L N connection - max 18 watt - SKU 00650	175€
	142	8 x 120cm Pro Design double LED TL T8 fixtures waterproof white with reflector - IP65 waterproof - product color white - dim. 1289 x 138 x 84mm - material PC & iron reflector - mounting set included - two T8 Tube input - LED TL Tube not included - voltage 220-240V - one side L N connection - max 36 watt - SKU 00652	140€
	143	16 x 120cm Pro Design double LED TL T8 fixtures waterproof white with reflector - IP65 waterproof - product color white - dim. 1289 x 138 x 84mm - material PC & iron reflector - mounting set included - two T8 Tube input - LED TL Tube not included - voltage 220-240V - one side L N connection - max 36 watt - SKU 00652	270€
	144	8 x 120cm Pro Design double LED TL T8 fixtures waterproof dark gray with reflector - IP65 waterproof - product color dark gray - dim. 1289 x 138 x 84mm - material PC & iron reflector - mounting kit included - two T8 Tube input - LED TL Tube not included - voltage 220-240V - one side L N connection - max 36 watt - Attention wrong information about product color on the boxes - SKU 00653	140€









	145	16 x 120cm Pro Design double LED TL T8 fixtures waterproof dark gray with reflector - IP65 waterproof - product color dark gray - dim. 1289 x 138 x 84mm - material PC & iron reflector - mounting set included - two T8 Tube input - LED TL Tube not included - voltage 220-240V - one side L N connection - max 36 watt - Attention wrong information about product color on the boxes - SKU 00653	270€
	146	30 x 8 watt LED TL Tubes LED 60cm G13 T8 4200K - luminous flux 800 lumen - SMD LED - lumen/watt 100 (high lumen) - light color neutral white 4200K - beam angle 195° - product color white - dim. Ø 26 x 600mm - material glass - lifespan 25,000 hours - voltage 170-265V - fed on one side	60€
	147	30 x 8 watt LED TL Tubes LED 60cm G13 T8 4200K - luminous flux 800 lumen - SMD LED - lumen/watt 100 (high lumen) - light color neutral white 4200K - beam angle 195° - product color white - dim. Ø 26 x 600mm - material glass - lifespan 25,000 hours - voltage 170-265V - fed on one side	60€
	148	30 x 8 watt LED TL Tubes LED 60cm G13 T8 6400K - luminous flux 800 lumen - SMD LED - lumen/watt 100 (high lumen) - light color daylight 6400K - beam angle 195° - product color white - dim. Ø 26 x 600mm - material glass - lifespan 25,000 hours - voltage 170-265V - fed on one side	60€
	149	30 x 8 watt LED TL Tubes LED 60cm G13 T8 6400K - luminous flux 800 lumen - SMD LED - lumen/watt 100 (high lumen) - light color daylight 6400K - beam angle 195° - product color white - dim. Ø 26 x 600mm - material glass - lifespan 25,000 hours - voltage 170-265V - fed on one side	60€







	150	30 x 16 watt LED TL Tubes LED 120cm G13 T8 4200K - luminous flux 1600 lumen - SMD LED - lumen/watt 100 (high lumen) - light color neutral white 4200K - beam angle 195° - product color white - dim. Ø 26 x 1200mm - material glass - lifespan 25,000 hours - voltage 170-265V - fed on one side	75€
	151	30 x 16 watt LED TL Tubes LED 120cm G13 T8 4200K - luminous flux 1600 lumen - SMD LED - lumen/watt 100 (high lumen) - light color neutral white 4200K - beam angle 195° - product color white - dim. Ø 26 x 1200mm - material glass - lifespan 25,000 hours - voltage 170-265V - fed on one side	75€
	152	30 x 16 watt LED TL Tubes LED 120cm G13 T8 6400K - luminous flux 1600 lumen - SMD LED - lumen/watt 100 (high lumen) - light color daylight 6400K - beam angle 195° - product color white - dim. Ø 26 x 1200mm - material glass - lifespan 25,000 hours - voltage 170-265V - fed on one side	75€
	153	30 x 16 watt LED TL Tubes LED 120cm G13 T8 6400K - luminous flux 1600 lumen - SMD LED - lumen/watt 100 (high lumen) - light color daylight 6400K - beam angle 195° - product color white - dim. Ø 26 x 1200mm - material glass - lifespan 25,000 hours - voltage 170-265V - fed on one side	75€
	154	30 x 22 watt LED TL Tubes LED 150cm G13 T8 4200K - luminous flux 2200 lumen - SMD LED - lumen/watt 100 (high lumen) - light color neutral white 4200K - beam angle 195° - product color white - dim. Ø 26 x 1500mm - material glass - lifespan 25,000 hours - voltage 170-265V - fed on one side	105€







	155	30 x 22 watt LED TL Tubes LED 150cm G13 T8 4200K - luminous flux 2200 lumen - SMD LED - lumen/watt 100 (high lumen) - light color neutral white 4200K - beam angle 195° - product color white - dim. Ø 26 x 1500mm - material glass - lifespan 25,000 hours - voltage 170-265V - fed on one side	105€
	156	30 x 22 watt LED TL Tubes LED 150cm G13 T8 6400K - luminous flux 2200 lumen - SMD LED - lumen/watt 100 (high lumen) - light color daylight 6400K - beam angle 195° - product color white - dim. Ø 26 x 1500mm - material glass - lifespan 25,000 hours - voltage 170-265V - fed on one side	105€
	157	30 x 22 watt LED TL Tubes LED 150cm G13 T8 6400K - luminous flux 2200 lumen - SMD LED - lumen/watt 100 (high lumen) - light color daylight 6400K - beam angle 195° - product color white - dim. Ø 26 x 1500mm - material glass - lifespan 25,000 hours - voltage 170-265V - fed on one side	105€
	158	10 x 9 watt Frameless LED Panel with adjustable clamping system 3000K - luminous flux 810 lumen - light color warm white 3000K - sealing IP20 - beam angle 120° - SMD LED - product color white - dimensions Ø 90 x 20 mm - built-in diameter ø 55-80mm adjustable clamping system - material aluminum and PP diffuser - lifespan 30,000 hours - voltage 165-265V - LED driver included - SKU 00760	30€
	159	10 x 9 watt Frameless LED Panel with adjustable clamping system 3000K - luminous flux 810 lumen - light color warm white 3000K - sealing IP20 - beam angle 120° - SMD LED - product color white - dimensions Ø 90 x 20 mm - built-in diameter ø 55-80mm adjustable clamping system - material aluminum and PP diffuser - lifespan 30,000 hours - voltage 165-265V - LED driver included - SKU 00760	30€

	160	10 x 9 watt Frameless LED Panel with adjustable clamping system 4000K - luminous flux 810 lumen - light color neutral white 4000K - sealing IP20 - beam angle 120° - SMD LED - product color white - dimensions Ø 90 x 20 mm - installation diameter Ø 55-80mm adjustable clamping system - material aluminum and PP diffuser - lifespan 30,000 hours - voltage 165-265V - LED driver included - SKU 00761	30€
	161	10 x 9 watt Frameless recessed LED panel with adjustable clamping system 6000K - luminous flux 810 lumen - light color daylight 6000K - sealing IP20 - beam angle 120° - SMD LED - product color white - dimensions Ø 90 x 20 mm - installation diameter Ø 55-80mm adjustable clamping system - material aluminum and PP diffuser - lifespan 30,000 hours - voltage 165-265V - LED driver included - SKU 00762	30€
	162	10 x 18 watt Frameless LED Panel with adjustable clamping system 3000K - luminous flux 1620 lumen - light color warm white 3000K - sealing IP20 - beam angle 120° - SMD LED - product color white - dimensions Ø 120 x 20 mm - built-in diameter Ø 50-110mm adjustable clamping system - material aluminum and PP diffuser - lifespan 30,000 hours - voltage 165-265V - LED driver included - SKU 00763	40€
	163	30 x 18 watt Frameless LED Panel with adjustable clamping system 3000K - luminous flux 1620 lumen - light color warm white 3000K - sealing IP20 - beam angle 120° - SMD LED - product color white - dimensions Ø 120 x 20 mm - built-in diameter Ø 50-110mm adjustable clamping system - material aluminum and PP diffuser - lifespan 30,000 hours - voltage 165-265V - LED driver included - SKU 00763	120€








	164	10 x 18 watt Frameless LED Panel with adjustable clamping system 4000K - luminous flux 1620 lumen - light color neutral white 4000K - sealing IP20 - beam angle 120° - SMD LED - product color white - dimensions Ø 120 x 20 mm - installation diameter Ø 50-110mm adjustable clamping system - material aluminum and PP diffuser - lifespan 30,000 hours - voltage 165-265V - LED driver included - SKU 00764	40€
	165	30 x 18 watt Frameless LED Panel with adjustable clamping system 4000K - luminous flux 1620 lumen - light color neutral white 4000K - sealing IP20 - beam angle 120° - SMD LED - product color white - dimensions Ø 120 x 20 mm - installation diameter Ø 50-110mm adjustable clamping system - material aluminum and PP diffuser - lifespan 30,000 hours - voltage 165-265V - LED driver included - SKU 00764	120€
	166	10 x 18 watt Frameless LED Panel with adjustable clamping system 6000K - luminous flux 1620 lumen - light color daylight 6000K - sealing IP20 - beam angle 120° - SMD LED - product color white - dimensions Ø 120 x 20 mm - installation diameter Ø 50-110mm adjustable clamping system - material aluminum and PP diffuser - lifespan 30,000 hours - voltage 165-265V - LED driver included - SKU 00765	40€
	167	30 x 18 watt Frameless LED Panel with adjustable clamping system 6000K - luminous flux 1620 lumen - light color daylight 6000K - sealing IP20 - beam angle 120° - SMD LED - product color white - dimensions Ø 120 x 20 mm - installation diameter Ø 50-110mm adjustable clamping system - material aluminum and PP diffuser - lifespan 30,000 hours - voltage 165-265V - LED driver included - SKU 00765	120€





	168	10 x 24 watt Frameless LED Panel with adjustable clamping system 3000K - luminous flux 2160 lumen - light color warm white 3000K - sealing IP20 - beam angle 120° - SMD LED - product color white - dimensions Ø 170 x 20 mm - built-in diameter Ø 75-160mm adjustable clamping system - material aluminum and PP diffuser - lifespan 30,000 hours - voltage 165-265V - LED driver included - SKU 00766	55€
	169	30 x 24 watt Frameless LED Panel with adjustable clamping system 3000K - luminous flux 2160 lumen - light color warm white 3000K - sealing IP20 - beam angle 120° - SMD LED - product color white - dimensions Ø 170 x 20 mm - built-in diameter Ø 75-160mm adjustable clamping system - material aluminum and PP diffuser - lifespan 30,000 hours - voltage 165-265V - LED driver included - SKU 00766	165€
	170	10 x 24 watt Frameless LED Panel with adjustable clamping system 4000K - luminous flux 2160 lumen - light color neutral white 4000K - sealing IP20 - beam angle 120° - SMD LED - product color white - dimensions Ø 170 x 20 mm - installation diameter Ø 75-160mm adjustable clamping system - material aluminum and PP diffuser - lifespan 30,000 hours - voltage 165-265V - LED driver included - SKU 00767	55€
	171	10 x 24 watt Frameless LED Panel with adjustable clamping system 6000K - luminous flux 2160 lumen - light color daylight 6000K - sealing IP20 - beam angle 120° - SMD LED - product color white - dimensions Ø 170 x 20 mm - installation diameter Ø 75-160mm adjustable clamping system - material aluminum and PP diffuser - lifespan 30,000 hours - voltage 165-265V - LED driver included - SKU 00768	55€



	172	10 x 12 watt Slim Panels SMD LED 3000K - luminous flux 910 lumen - light color warm white 3000K - beam angle 110° - product color white - dimensions Ø 170 x 20 mm - mounting diameter ø155mm - material polyamide - mounting set not included - lifespan 30,000 hours - voltage 85 - 265V - LED driver included - beghler	30€
	173	10 x 12 watt Slim Panels SMD LED 4200K - luminous flux 910 lumen - light color natural white 4200K - beam angle 110° - product color white - dimensions Ø 170 x 20 mm - mounting diameter ø155mm - material polyamide - mounting set not included - lifespan 30,000 hours - voltage 85 - 265V - LED driver included - beghler	30€
	174	20 x 12 watt Slim Panels SMD LED 4200K - luminous flux 910 lumen - light color natural white 4200K - beam angle 110° - product color white - dimensions Ø 170 x 20 mm - installation diameter ø155mm - material polyamide - mounting set not included - lifespan 30,000 hours - voltage 85 - 265V - LED driver included - beghler	60€
	175	10 x 18 watt Slim Panels SMD LED 3000K - luminous flux 1360 lumen - light color warm white 3000K - beam angle 110° - product color white - dimensions Ø 190 x 20.5 mm - mounting diameter ø175mm - material polyamide - mounting set not included - lifespan 20,000 hours - voltage 220 - 240V - LED driver included - beghler	35€
	176	20 x 18 watt Slim Panels SMD LED 3000K - luminous flux 1360 lumen - light color warm white 3000K - beam angle 110° - product color white - dimensions Ø 190 x 20.5 mm - mounting diameter ø175mm - material polyamide - mounting set not included - lifespan 20,000 hours - voltage 220 - 240V - LED driver included - beghler	70€



	177	10 x 18 watt Slim Panels SMD LED 4200K - luminous flux 1360 lumen - light color neutral white 4200K - beam angle 110° - product color white - dimensions Ø 190 x 20.5 mm - mounting diameter ø175mm - material polyamide - mounting set not included - lifespan 20,000 hours - voltage 220 -240V - LED driver included - beghler	35€
	178	20 x 18 watt Slim Panels SMD LED 4200K - luminous flux 1360 lumen - light color neutral white 4200K - beam angle 110° - product color white - dimensions Ø 190 x 20.5 mm - mounting diameter ø175mm - material polyamide - mounting set not included - lifespan 20,000 hours - voltage 220 -240V - LED driver included - beghler	70€