



## CATALOG LED INDUSTRIAL LIGHTING



**DESCRIPTION**

Liquidation of new led industrial lighting

**START**

16 february 2023 to 09:00 [UTC]

**END DATE**

26 february 2023 from 16:30 [UTC]

**VIEWING**

- Monday February 20 2023 from 10:00 until 12:00  
2870 PUURS, RIJKSWEG 19

**AUCTIM PARTNER**

**MOYERSOEN NV**

Helststraat 47, 2630 Aartselaar, Belgium  
+32 3 827 21 31 - info.moyersoen@auctim.be  
BTW BE 0452.153.622





**ISSUE - COLLECTION**

- Friday March 03 2023 from 09:00 until 11:00  
2870 PUURS, RIJKSWEG 19





**Online bidding only!**

Catalog created on 26 february 2023 to 04:02






	Item	Description	Start price
	1	5 x 100 watt LED UFO Highbay SLIM Design Waterproof 3000K - luminous flux 11000 lumen SMD LED - lumen/watt 110 high lumen - light color warm white 3000K - waterproof IP65 - Linear IC driver included - beam angle 90° - product color sand black - diam Ø 270 x 37mm - material aluminum - mounting kit not included - lifespan 30,000 hours - voltage 200-240V - PF >0.9 - CRI >80 - SKU 00870 - it can show 5% difference in watts and lumens	125€
	2	10 x 100 watt LED UFO Highbay SLIM Design Waterproof 3000K - luminous flux 11000 lumen SMD LED - lumen/watt 110 high lumen - light color warm white 3000K - waterproof IP65 - Linear IC driver included - beam angle 90° - product color sand black - diam Ø 270 x 37mm - material aluminum - mounting kit not included - lifespan 30,000 hours - voltage 200-240V - PF >0.9 - CRI >80 - SKU 00870 - it can show 5% difference in watts and lumens	245€
	3	20 x 100 watt LED UFO Highbay SLIM Design Waterproof 3000K - luminous flux 11000 lumen SMD LED - lumen/watt 110 high lumen - light color warm white 3000K - waterproof IP65 - Linear IC driver included - beam angle 90° - product color sand black - diam Ø 270 x 37mm - material aluminum - mounting kit not included - lifespan 30,000 hours - voltage 200-240V - PF >0.9 - CRI >80 - SKU 00870 - it can show 5% difference in watts and lumens	480€
	4	5 x 100 watt LED UFO Highbay SLIM Design Waterproof 4000K - luminous flux 11000 lumen SMD LED - lumen/watt 110 high lumen - light color neutral white 4000K - waterproof IP65 - Linear IC driver included - beam angle 90° - product color sand black - diam Ø 270 x 37mm - material aluminum - mounting kit not included - lifespan	125€







		30,000 hours - voltage 200-240V - PF >0.9 - CRI >80 - SKU 00871 - it can show 5% difference in watts and lumens	
	5	5 x 100 watt LED UFO Highbay SLIM Design Waterproof 6000K - luminous flux 11000 lumen SMD LED - lumen/watt 110 high lumen - light color daylight 6000K - waterproof IP65 - Linear IC driver included - beam angle 90° - product color sand black - diam Ø 270 x 37mm - material aluminum - mounting kit not included - lifespan 30,000 hours - voltage 200-240V - PF >0.9 - CRI >80 - SKU 00872 - it can show 5% difference in watts and lumens	125€
	6	10 x 100 watt LED UFO Highbay SLIM Design Waterproof 6000K - luminous flux 11000 lumen SMD LED - lumen/watt 110 high lumen - light color daylight 6000K - waterproof IP65 - Linear IC driver included - beam angle 90° - product color sand black - diam Ø 270 x 37mm - material aluminum - mounting kit not included - lifespan 30,000 hours - voltage 200-240V - PF >0.9 - CRI >80 - SKU 00872 - it can show 5% difference in watts and lumens	245€
	7	20 x 100 watt LED UFO Highbay SLIM Design Waterproof 6000K - luminous flux 11000 lumen SMD LED - lumen/watt 110 high lumen - light color daylight 6000K - waterproof IP65 - Linear IC driver included - beam angle 90° - product color sand black - diam Ø 270 x 37mm - material aluminum - mounting kit not included - lifespan 30,000 hours - voltage 200-240V - PF >0.9 - CRI >80 - SKU 00872 - it can show 5% difference in watts and lumens	480€
	8	5 x 150 watt LED UFO Highbay SLIM Design Waterproof 3000K - luminous flux 16500 lumen SMD LED - lumen/watt 110 high lumen - light color warm white 3000K - waterproof IP65 - Linear IC driver included - beam angle 90° - product color	160€







		sand black - diam Ø 312 x 41mm - material aluminum - mounting kit not included - lifespan 30,000 hours - voltage 200-240V - PF >0.9 - CRI >80 - SKU 00873 - it can show 5% difference in watts and lumens	
	9	10 x 150 watt LED UFO Highbay SLIM Design Waterproof 3000K - luminous flux 16500 lumen SMD LED - lumen/watt 110 high lumen - light color warm white 3000K - waterproof IP65 - Linear IC driver included - beam angle 90° - product color sand black - diam Ø 312 x 41mm - material aluminum - mounting kit not included - lifespan 30,000 hours - voltage 200-240V - PF >0.9 - CRI >80 - SKU 00873 - it can show 5% difference in watts and lumens	310€
	10	5 x 150 watt LED UFO Highbay SLIM Design Waterproof 4000K - luminous flux 16500 lumen SMD LED - lumen/watt 110 high lumen - light color neutral white 4000K - waterproof IP65 - Linear IC driver included - beam angle 90° - product color sand black - diam Ø 312 x 41mm - material aluminum - mounting kit not included - lifespan 30,000 hours - voltage 200-240V - PF >0.9 - CRI >80 - SKU 00874 - it can show 5% difference in watts and lumens	160€
	11	5 x 150 watt LED UFO Highbay SLIM Design Waterproof 6000K - luminous flux 16500 lumen SMD LED - lumen/watt 110 high lumen - light color daylight 6000K - waterproof IP65 - Linear IC driver included - beam angle 90° - product color sand black - diam Ø 312 x 41mm - material aluminum - mounting kit not included - lifespan 30,000 hours - voltage 200-240V - PF >0.9 - CRI >80 - SKU 00875 - it can show 5% difference in watts and lumens	160€




	12	10 x 150 watt LED UFO Highbay SLIM Design Waterproof 6000K - luminous flux 16500 lumen SMD LED - lumen/watt 110 high lumen - light color daylight 6000K - waterproof IP65 - Linear IC driver included - beam angle 90° - product color sand black - diam Ø 312 x 41mm - material aluminum - mounting kit not included - lifespan 30,000 hours - voltage 200-240V - PF >0.9 - CRI >80 - SKU 00875 - it can show 5% difference in watts and lumens	310€
	13	20 x 150 watt LED UFO Highbay SLIM Design Waterproof 6000K - luminous flux 16500 lumen SMD LED - lumen/watt 110 high lumen - light color daylight 6000K - waterproof IP65 - Linear IC driver included - beam angle 90° - product color sand black - diam Ø 312 x 41mm - material aluminum - mounting kit not included - lifespan 30,000 hours - voltage 200-240V - PF >0.9 - CRI >80 - SKU 00875 - it can show 5% difference in watts and lumens	600€
	14	5 x 200 watt LED UFO Highbay SLIM Design Waterproof 3000K - luminous flux 22000 lumen SMD LED - lumen/watt 110 high lumen - light color warm white 3000K - waterproof IP65 - Linear IC driver included - beam angle 90° - product color sand black - diam Ø 378 x 41mm - material aluminum - mounting kit not included - lifespan 30,000 hours - voltage 200-240V - PF >0.9 - CRI >80 - SKU 00876 - it can show 5% difference in watts and lumens	200€
	15	10 x 200 watt LED UFO Highbay SLIM Design Waterproof 3000K - luminous flux 22000 lumen SMD LED - lumen/watt 110 high lumen - light color warm white 3000K - waterproof IP65 - Linear IC driver included - beam angle 90° - product color sand black - diam Ø 378 x 41mm - material aluminum - mounting kit not included - lifespan 30,000 hours - voltage 200-240V - PF >0.9 - CRI >80 - SKU 00876 - it can show 5% difference in watts and lumens	390€





 <p>200W 110 LM/W SMD LED IP65 WATERPROOF</p>	16	<p>5 x 200 watt LED UFO Highbay SLIM Design Waterproof 6000K - luminous flux 22000 lumen SMD LED - lumen/watt 110 high lumen - light color daylight 6000K - waterproof IP65 - Linear IC driver included - beam angle 90° - product color sand black - diam Ø 378 x 41mm - material aluminum - mounting kit not included - lifespan 30,000 hours - voltage 200-240V - PF &gt;0.9 - CRI &gt;80 - SKU 00878 - it can show 5% difference in watts and lumens</p>	200€
 <p>200W 110 LM/W SMD LED IP65 WATERPROOF</p>	17	<p>10 x 200 watt LED UFO Highbay SLIM Design Waterproof 6000K - luminous flux 22000 lumen SMD LED - lumen/watt 110 high lumen - light color daylight 6000K - waterproof IP65 - Linear IC driver included - beam angle 90° - product color sand black - diam Ø 378 x 41mm - material aluminum - mounting kit not included - lifespan 30,000 hours - voltage 200-240V - PF &gt;0.9 - CRI &gt;80 - SKU 00878 - it can show 5% difference in watts and lumens</p>	390€
 <p>200W 110 LM/W SMD LED IP65 WATERPROOF</p>	18	<p>20 x 200 watt LED UFO Highbay SLIM Design Waterproof 6000K - luminous flux 22000 lumen SMD LED - lumen/watt 110 high lumen - light color daylight 6000K - waterproof IP65 - Linear IC driver included - beam angle 90° - product color sand black - diam Ø 378 x 41mm - material aluminum - mounting kit not included - lifespan 30,000 hours - voltage 200-240V - PF &gt;0.9 - CRI &gt;80 - SKU 00878 - it can show 5% difference in watts and lumens</p>	760€
 <p>4 x 50 watt SMD LED Standard Street lighting</p>	19	<p>3000K Waterproof - luminous flux 5000 lumen - lumen/watt 100 high lumen - light color warm white 3000K - waterproof IP65 - beam angle 90° - with lens - product color black and gray - dim. 460 x 190 x 60mm - material aluminum - mounting kit not included - lifespan 30,000 hours - voltage 85- 265V</p>	90€








	20	10 x 50 watt SMD LED Standard Street lighting 3000K Waterproof - luminous flux 5000 lumen - lumen/watt 100 high lumen - light color warm white 3000K - waterproof IP65 - beam angle 90° - with lens - product color black and gray - dim. 460 x 190 x 60mm - material aluminum - mounting kit not included - lifespan 30,000 hours - voltage 85- 265V	215€
	21	4 x 50 watt SMD LED Standard Street lighting 5000K Waterproof - luminous flux 5000 lumen - lumen/watt 100 high lumen - light color daylight 5000K - waterproof IP65 - beam angle 90° - with lens - product color black and gray - dim. 460 x 190 x 60mm - material aluminum - mounting kit not included - lifespan 30,000 hours - voltage 85- 265V	90€
	22	10 x 50 watt SMD LED Standard Street lighting 5000K Waterproof - luminous flux 5000 lumen - lumen/watt 100 high lumen - light color daylight 5000K - waterproof IP65 - beam angle 90° - with lens - product color black and gray - dim. 460 x 190 x 60mm - material aluminum - mounting kit not included - lifespan 30,000 hours - voltage 85- 265V	215€
	23	4 x 100 watt SMD LED Standard Street lighting 3000K Waterproof - luminous flux 10000 lumen - lumen/watt 100 high lumen - light color warm white 3000K - waterproof IP65 - beam angle 90° - with lens - product color black and gray - dim. 520 x 210 x 67mm - material aluminum - mounting kit not included - lifespan 30,000 hours - voltage 85- 265V	130€
	24	2 x 100 watt SMD LED Street lighting 5000K Waterproof - luminous flux 10000 lumen - lumen/watt 100 high lumen - light color daylight 5000K - waterproof IP65 - beam angle 90° - with lens - product color black and gray - dim. 520 x 210 x 67mm - material aluminum - mounting kit	65€




		not included - lifespan 30,000 hours - voltage 85-265V	
	25	8 x 100 watt SMD LED Street lighting 5000K Waterproof - luminous flux 10000 lumen - lumen/watt 100 high lumen - light color daylight 5000K - waterproof IP65 - beam angle 90° - with lens - product color black and gray - dim. 520 x 210 x 67mm - material aluminum - mounting kit not included - lifespan 30,000 hours - voltage 85-265V	250€
	26	2 x 50W Street Lighting PRO Philips Chip SMD LED Waterproof 3000K - luminous flux 5500 lumen - lumen/watt 110 high lumen - light color warm white 3000K - waterproof IP65 - beam angle 90° - with lens - product color black - with lens - dim. 460 x 190 x 60mm - material aluminum - mounting kit not included - lifespan 30,000 hours - voltage 85-265V - SKU 00502	60€
	27	2 x 50W Street Lighting PRO Philips Chip SMD LED Waterproof 5000K - luminous flux 5500 lumen - lumen/watt 110 high lumen - light color daylight 5000K - waterproof IP65 - beam angle 90° - with lens - product color black - with lens - dim. 460 x 190 x 60mm - material aluminum - mounting kit not included - lifespan 30,000 hours - voltage 85-265V - SKU 00503	60€
	28	4 x 50W Street Lighting PRO Philips Chip SMD LED Waterproof 5000K - luminous flux 5500 lumen - lumen/watt 110 high lumen - light color daylight 5000K - waterproof IP65 - beam angle 90° - with lens - product color black - with lens - dim. 460 x 190 x 60mm - material aluminum - mounting kit not included - lifespan 30,000 hours - voltage 85-265V - SKU 00503	115€












	29	<p>10 x 50W Street Lighting PRO Philips Chip SMD LED Waterproof 5000K - luminous flux 5500 lumen - lumen/watt 110 high lumen - light color daylight 5000K - waterproof IP65 - beam angle 90° - with lens - product color black - with lens - dim. 460 x 190 x 60mm - material aluminum - mounting kit not included - lifespan 30,000 hours - voltage 85-265V - SKU 00503</p>	275€
	30	<p>2 x 100W Street Lighting PRO Philips Chip SMD LED Waterproof 5000K - luminous flux 11000 lumen - lumen/watt 110 high lumen - light color daylight 5000K - waterproof IP65 - beam angle 90° - with lens - product color black - dim. 520 x 210 x 67mm - material aluminum - mounting kit not included - lifespan 30,000 hours - voltage 85-265V - SKU 00505</p>	75€
	31	<p>4 x 100W Street Lighting PRO Philips Chip SMD LED Waterproof 5000K - luminous flux 11000 lumen - lumen/watt 110 high lumen - light color daylight 5000K - waterproof IP65 - beam angle 90° - with lens - product color black - dim. 520 x 210 x 67mm - material aluminum - mounting kit not included - lifespan 30,000 hours - voltage 85-265V - SKU 00505</p>	145€
	32	<p>10 x 100W Street Lighting PRO Philips Chip SMD LED Waterproof 5000K - luminous flux 11000 lumen - lumen/watt 110 high lumen - light color daylight 5000K - waterproof IP65 - beam angle 90° - with lens - product color black - dim. 520 x 210 x 67mm - material aluminum - mounting kit not included - lifespan 30,000 hours - voltage 85-265V - SKU 00505</p>	350€
	33	<p>2 x 50 watt Street lighting SMD LED with photocell sensor 5000K Waterproof - luminous flux 5000 lumen - lumen/watt 100 high lumen - light color daylight 5000K - waterproof IP65 - with photocell sensor day off/night on - beam angle 90° - product color black and gray - dim. 460 x 190 x 100 mm - material aluminum - mounting kit not</p>	70€










		included - lifespan 30,000 hours - voltage 85-265V - SKU 770	
	34	4 x 50 watt Street lighting SMD LED with photocell sensor 5000K Waterproof - luminous flux 5000 lumen - lumen/watt 100 high lumen - light color daylight 5000K - waterproof IP65 - with photocell sensor day off/night on - beam angle 90° - product color black and gray - dim. 460 x 190 x 100 mm - material aluminum - mounting kit not included - lifespan 30,000 hours - voltage 85-265V - SKU 770	135€
	35	2 x 50 watt Street Lighting PRO Philips Chip with photocell sensor Waterproof 3000K - luminous flux 5500 lumen - lumen/watt 110 high lumen - light color warm white 3000K - waterproof IP65 - with photocell sensor day off/night on - beam angle 90° - product color black - with lens - dim. 460 x 190 x 60mm - material aluminum - mounting kit not included - lifespan 30,000 hours - voltage 85-265V - SKU 772	80€
	36	4 x 50 watt Street Lighting PRO Philips Chip with photocell sensor Waterproof 3000K - luminous flux 5500 lumen - lumen/watt 110 high lumen - light color warm white 3000K - waterproof IP65 - with photocell sensor day off/night on - beam angle 90° - product color black - with lens - dim. 460 x 190 x 60mm - material aluminum - mounting kit not included - lifespan 30,000 hours - voltage 85-265V - SKU 772	155€
	37	2 x 50 watt Street Lighting PRO Philips Chip with photocell sensor Waterproof 5000K - luminous flux 5500 lumen - lumen/watt 110 high lumen - light color daylight 5000K - waterproof IP65 - with photocell sensor day off/night on - beam angle 90° - product color black - with lens - dim. 460 x 190 x 60mm - material aluminum - mounting kit not included - lifespan 30,000 hours - voltage 85-265V - SKU 773	80€







	38	4 x Wall bracket for street lighting 25cm sand black - color sand gray - material iron - diam Ø 60mm x 250mm - 113° angle - mounting set included - lamp not included	28€
	39	4 x Wall bracket for street lighting 25cm sand gray - color sand gray - material iron - diam Ø 60mm x 250mm - 113° angle - mounting set included - lamp not included	28€
	40	4 x Wall bracket for street lighting 25cm sand gray - color sand gray - material iron - diam Ø 60mm x 250mm - 113° angle - mounting set included - lamp not included	28€
	41	10 x Wall bracket for street lighting 25cm sand gray - color sand gray - material iron - diam Ø 60mm x 250mm - 113° angle - mounting set included - lamp not included	65€
	42	24 x Wall bracket for street lighting 25cm sand gray - color sand gray - material iron - diam Ø 60mm x 250mm - 113° angle - mounting set included - lamp not included	150€
	43	4 x Tiltable Wall bracket for Street lighting 16 cm sand black - color black - material iron - diam Ø 60mm x 160 mm - mounting included - lamp not included - SKU 781	34€
	44	4 x Tiltable Wall bracket for Street lighting 16 cm sand black - color black - material iron - diam Ø 60mm x 160 mm - mounting included - lamp not included - SKU 781	28€








	45	10 x Tiltable Wall bracket for street lighting 16 cm sand black - color black - material iron - diam Ø 60mm x 160 mm - mounting included - lamp not included - SKU 781	80€
	46	10 x Tiltable Wall bracket for street lighting 16 cm sand black - color black - material iron - diam Ø 60mm x 160 mm - mounting included - lamp not included - SKU 781	80€
	47	4 x Tiltable Wall bracket for street lighting 16 cm sand gray - color gray - material iron - diam Ø 60mm x 160 mm - mounting included - lamp not included - SKU 781	28€
	48	4 x Tiltable Wall bracket for street lighting 16 cm sand gray - color gray - material iron - diam Ø 60mm x 160 mm - mounting included - lamp not included - SKU 781	28€
	49	10 x Tiltable Wall bracket for street lighting 16 cm sand gray - color gray - material iron - diam Ø 60mm x 160 mm - mounting included - lamp not included - SKU 781	65€
	50	10 x Tiltable Wall bracket for street lighting 16 cm sand gray - color gray - material iron - diam Ø 60mm x 160 mm - mounting included - lamp not included - SKU 781	65€
	51	50 x 10 watt floodlights Frosted Glass SMD LED Waterproof 5000K - luminous flux 800 lumen - light color daylight 5000K - waterproof IP54 - beam angle 120° - product color black - dimensions 60 x 80 x 12mm - material aluminum - mounting set not included - lifespan 30,000 hours	95€



		- voltage 170-240V - SKU 00509	
	52	20 x 10 watt floodlights Frosted Glass SMD LED Waterproof 3000K - luminous flux 800 lumen - lumen/watt 80 - light color warm white 3000K - waterproof IP65 - beam angle 120° - product color black - dimensions 105 x 85 x 30mm - material aluminum - mounting set not included - lifespan 30,000 hours - voltage 200-240V - SKU 0781	50€
	53	50 x 10 watt floodlights Frosted Glass SMD LED Waterproof 3000K - luminous flux 800 lumen - lumen/watt 80 - light color warm white 3000K - waterproof IP65 - beam angle 120° - product color black - dimensions 105 x 85 x 30mm - material aluminum - mounting set not included - lifespan 30,000 hours - voltage 200-240V - SKU 0781	120€
	54	20 x 10 watt floodlights Frosted Glass SMD LED Waterproof 5000K - luminous flux 800 lumen - lumen/watt 80 - light color daylight 5000K - waterproof IP65 - beam angle 120° - product color black - dimensions 105 x 85 x 30mm - material aluminum - mounting set not included - lifespan 30,000 hours - voltage 200-240V - SKU 0782	50€
	55	50 x 10 watt Floodlights Frosted Glass SMD LED Waterproof 5000K - luminous flux 800 lumen - lumen/watt 80 - light color daylight 5000K - waterproof IP65 - beam angle 120° - product color black - dimensions 105 x 85 x 30mm - material aluminum - mounting set not included - lifespan 30,000 hours - voltage 200-240V - SKU 0782	120€
	56	10 x 30 watt floodlights Frosted Glass SMD LED Waterproof 3000K - luminous flux 2400 lumen - lumen/watt 80 - light color warm white 3000K - waterproof IP65 - beam angle 120° - product color black - dimensions 150 x 115 x 23mm - material aluminum - mounting set not included - lifespan 30,000 hours - voltage 200-240V - SKU 0783	45€



	57	30 x 30 watt Floodlights Frosted Glass SMD LED Waterproof 3000K - luminous flux 2400 lumen - lumen/watt 80 - light color warm white 3000K - waterproof IP65 - beam angle 120° - product color black - dimensions 150 x 115 x 23mm - material aluminum - mounting set not included - lifespan 30,000 hours - voltage 200-240V - SKU 0783	130€
	58	10 x 30 watt floodlights Frosted Glass SMD LED Waterproof 5000K - luminous flux 2400 lumen - lumen/watt 80 - light color daylight 5000K - waterproof IP65 - beam angle 120° - product color black - dimensions 150 x 115 x 23mm - material aluminum - mounting set not included - lifespan 30,000 hours - voltage 200-240V - SKU 0784	45€
	60	10 x 50 watt floodlights Frosted Glass SMD LED Waterproof 3000K - luminous flux 4000 lumen - lumen/watt 80 - light color warm white 3000K - waterproof IP65 - beam angle 120° - product color black - dimensions 205 x 160 x 25mm - material aluminum - mounting set not included - lifespan 30,000 hours - voltage 200-240V	65€
	61	20 x 50 watt floodlights Frosted Glass SMD LED Waterproof 3000K - luminous flux 4000 lumen - lumen/watt 80 - light color warm white 3000K - waterproof IP65 - beam angle 120° - product color black - dimensions 205 x 160 x 25mm - material aluminum - mounting set not included - lifespan 30,000 hours - voltage 200-240V	125€
	62	10 x 50 watt floodlights Frosted Glass SMD LED Waterproof 3000K - luminous flux 4000 lumen - lumen/watt 80 - light color daylight 5000K - waterproof IP65 - beam angle 120° - product color black - dimensions 205 x 160 x 25mm - material aluminum - mounting set not included - lifespan 30,000 hours - voltage 200-240V	65€








	63	20 x 50 watt floodlights Frosted Glass SMD LED Waterproof 3000K - luminous flux 4000 lumen - lumen/watt 80 - light color daylight 5000K - waterproof IP65 - beam angle 120° - product color black - dimensions 205 x 160 x 25mm - material aluminum - mounting set not included - lifespan 30,000 hours - voltage 200-240V	125€
	64	4 x 100 watt floodlights Frosted Glass SMD LED Waterproof 3000K - luminous flux 8000 lumen - lumen/watt 80 - light color warm white 3000K - waterproof IP65 - beam angle 120° - product color black - dimensions 269 x 210 x 25mm - material aluminum - mounting set not included - lifespan 30,000 hours - voltage 200-240V - SKU 00786	48€
	65	10 x 100 watt floodlights Frosted Glass SMD LED Waterproof 3000K - luminous flux 8000 lumen - lumen/watt 80 - light color warm white 3000K - waterproof IP65 - beam angle 120° - product color black - dimensions 269 x 210 x 25mm - material aluminum - mounting set not included - lifespan 30,000 hours - voltage 200-240V - SKU 00786	115€
	66	4 x 100 watt floodlights Frosted Glass SMD LED Waterproof 5000K - luminous flux 8000 lumen - lumen/watt 80 - light color daylight 5000K - waterproof IP65 - beam angle 120° - product color black - dimensions 269 x 210 x 25mm - material aluminum - mounting set not included - lifespan 30,000 hours - voltage 200-240V	48€
	67	10 x 100 watt floodlights Frosted Glass SMD LED Waterproof 5000K - luminous flux 8000 lumen - lumen/watt 80 - light color daylight 5000K - waterproof IP65 - beam angle 120° - product color black - dimensions 269 x 210 x 25mm - material aluminum - mounting set not included - lifespan 30,000 hours - voltage 200-240V	115€











 <p>3000K</p>	68	<p>4 x 50 watt floodlights PRO SMD LED Waterproof 3000K - luminous flux 5000 lumen - lumen/watt = 100 high lumen - light color warm white 3000K - waterproof IP65 - beam angle 120° - product color black - dimensions 210 x 237mm - material aluminum - frosted matt glass - mounting kit not included - lifespan 30,000 hours - voltage 85-265V - SKU 00790</p>	60€
 <p>3000K</p>	69	<p>8 x 50 watt floodlights PRO SMD LED Waterproof 3000K - luminous flux 5000 lumen - lumen/watt = 100 high lumen - light color warm white 3000K - waterproof IP65 - beam angle 120° - product color black - dimensions 210 x 237mm - material aluminum - frosted matt glass - mounting kit not included - lifespan 30,000 hours - voltage 85-265V - SKU 00790</p>	115€
	70	<p>4 x 50 watt floodlights PRO SMD LED Waterproof 5000K - luminous flux 5000 lumen - lumen/watt = 100 high lumen - light color daylight 5000K - waterproof IP65 - beam angle 120° - product color black - dimensions 210 x 237mm - material aluminum - frosted matt glass - mounting kit not included - lifespan 30,000 hours - voltage 85-265V - SKU 00791</p>	60€
 <p>50W 3000K</p>	72	<p>2 x 50 watt floodlights Frosted Glass with motion sensor SMD LED Waterproof 3000K - luminous flux 4000 lumen - lumen/watt 80 - light color warm white 3000K - waterproof IP44 - beam angle 120° - product color black - dimensions 220 x 205 x 25mm - material aluminum - mounting set not included - lifespan 30,000 hours - voltage 170-240V</p>	25€
 <p>50W 3000K</p>	73	<p>6 x 50 watt floodlights Frosted Glass with motion sensor SMD LED Waterproof 3000K - luminous flux 4000 lumen - lumen/watt 80 - light color warm white 3000K - waterproof IP44 - beam angle 120° - product color black - dimensions 220 x 205 x 25mm - material aluminum - mounting set not included - lifespan 30,000 hours - voltage 170-</p>	70€










		240V	
	74	12 x 50 watt floodlights Frosted Glass with motion sensor SMD LED Waterproof 3000K - luminous flux 4000 lumen - lumen/watt 80 - light color warm white 3000K - waterproof IP44 - beam angle 120° - product color black - dimensions 220 x 205 x 25mm - material aluminum - mounting set not included - lifespan 30,000 hours - voltage 170-240V	135€
	77	200 x Connection terminal 2-way fire-resistant - welding terminal 0.08-2.5mm <sup>2</sup> wire thickness - max 250V 32A - Connector suitable for indoor cable installation - dimensions 14.5 x 12.7 x 20.8mm - operating temperature up to 110C° - SKU 802	25€
	78	600 x Connection terminal 2-way fire-resistant - welding terminal 0.08-2.5mm <sup>2</sup> wire thickness - max 250V 32A - Connector suitable for indoor cable installation - dimensions 14.5 x 12.7 x 20.8mm - operating temperature up to 110C° - SKU 802	75€
	79	200 x Connection terminal 3-way fire-resistant - welding terminal 0.08-2.5mm <sup>2</sup> wire thickness - max 250V 32A - Connector suitable for indoor cable installation - dimensions 14.5 x 17.3 x 20.8mm - operating temperature up to 110C° - SKU 803	40€
	80	800 x Connection terminal 3-way fire-resistant - welding terminal 0.08-2.5mm <sup>2</sup> wire thickness - max 250V 32A - Connector suitable for indoor cable installation - dimensions 14.5 x 17.3 x 20.8mm - operating temperature up to 110C° - SKU 803	160€




	81	100 x Wire connector connection terminal 2x2 fold colored fire resistant - welding terminal 0.08-2.5mm <sup>2</sup> wire thickness - max 250V 32A - Connector suitable for indoor cable installation and cable connection - size 14.5 x 13.6 x 39.7mm - operating temperature up to 110C° - SKU 805	37€
	82	360 x Wire connector connection terminal 2x2 fold colored fire resistant - welding terminal 0.08-2.5mm <sup>2</sup> wire thickness - max 250V 32A - Connector suitable for indoor cable installation and cable connection - size 14.5 x 13.6 x 39.7mm - operating temperature up to 110C° - SKU 805	125€
	83	120 x Wire connector connection terminal 3x3 fold colored fire resistant - welding terminal 0.08-2.5mm <sup>2</sup> wire thickness - max 250V 32A - Connector suitable for indoor cable installation and cable connection - size 14.5 x 18.6 x 39.7mm - operating temperature up to 110C° - SKU 806	62€
	84	360 x Wire connector connection terminal 3x3 fold colored fire resistant - welding terminal 0.08-2.5mm <sup>2</sup> wire thickness - max 250V 32A - Connector suitable for indoor cable installation and cable connection - size 14.5 x 18.6 x 39.7mm - operating temperature up to 110C° - SKU 806	185€
 	85	40 x Cable connector 3 core waterproof fire resistant - sealing IP68 - 4-8mm cable thickness - max 1.5mm <sup>2</sup> wire thickness - max 250V 24A - Connector suitable for outdoor cable installation and 1,2,3 core cables - size Ø 21.5 x 76mm - operating temperature -40C° up to 105C° - SKU 800	100€
 	86	160 x Cable connector 3 core waterproof fire resistant - sealing IP68 - 4-8mm cable thickness - max 1.5mm <sup>2</sup> wire thickness - max 250V 24A - Connector suitable for outdoor cable installation and 1,2,3 core cables - size Ø 21.5 x 76mm - operating temperature -40C° up to 105C° - SKU	375€






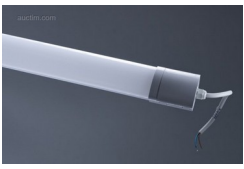
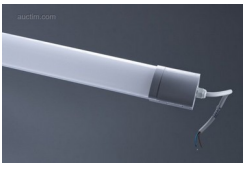
		800	
	87	20 x T-piece cable connector 3 core waterproof fire resistant - sealing IP68 - 4-10mm cable thickness - max 1.5mm <sup>2</sup> wire thickness - max 250V 24A - Connector suitable for outdoor cable installation and 1,2,3 core cables - dimensions Ø 25.1 x 92 x 62mm - operating temperature -40C° to 105C° - SKU 801	80€
	88	100 x T-piece cable connector 3 core waterproof fire resistant - sealing IP68 - 4-10mm cable thickness - max 1.5mm <sup>2</sup> wire thickness - max 250V 24A - Connector suitable for outdoor cable installation and 1,2,3 core cables - dimensions Ø 25.1 x 92 x 62mm - operating temperature -40C° to 105C° - SKU 801	390€
	89	10 x 8 watt 60cm T5 LED light connectable 3000K with on/off switch - luminous flux 680 lumen - light color warm white 3000K - SMD LED - product color white - dim. 574 x 22 x 33 mm - material PC and PVC - mounting kit included - lifespan 30,000 hours - beam angle 120° - voltage 165-265V (50/60Hz) - SKU 00670	32€
	90	30 x 8 watt 60cm T5 LED light connectable 3000K with on/off switch - luminous flux 680 lumen - light color warm white 3000K - SMD LED - product color white - dim. 574 x 22 x 33 mm - material PC and PVC - mounting kit included - lifespan 30,000 hours - beam angle 120° - voltage 165-265V (50/60Hz) - SKU 00670	90€
	91	10 x 16 watt 120cm T5 LED light connectable 3000K with on/off switch - luminous flux 1360 lumen - light color warm white 3000K - SMD LED - product color white - dim. 1179 x 22 x 33 mm - material PC and PVC - mounting kit included - lifespan 30,000 hours - beam angle 120° - voltage 165-265V (50/60Hz) - SKU 00673	45€



	92	30 x 16 watt 120cm T5 LED light linkable 3000K with on/off switch - luminous flux 1360 lumen - light color warm white 3000K - SMD LED - product color white - dim. 1179 x 22 x 33 mm - material PC and PVC - mounting kit included - lifespan 30,000 hours - beam angle 120° - voltage 165-265V (50/60Hz) - SKU 00673	130€
	93	10 x 16 watt 120cm T5 LED light linkable 4000K with on/off switch - luminous flux 1360 lumen - light color neutral white 4000K - SMD LED - product color white - dim. 1179 x 22 x 33 mm - material PC and PVC - mounting kit included - lifespan 30,000 hours - beam angle 120° - voltage 165-265V (50/60Hz) - SKU 00674	45€
	94	10 x 16 watt 120cm T5 LED light connectable 6000K with on/off switch - luminous flux 1360 lumen - light color daylight 6000K - SMD LED - product color white - dim. 1179 x 22 x 33 mm - material PC and PVC - mounting kit included - lifespan 30,000 hours - beam angle 120° - voltage 165-265V (50/60Hz) - SKU 00675	45€
	95	10 x 36 watt LED Batten light 120cm connectable 3000K - luminous flux 2880 lumen - light color warm white 3000K - SMD LED - IP20 - product color white - dim. 1200 x 25 x 72mm - material rigid - mounting kit included - lifespan 30,000 hours - voltage 85-265V (50/60Hz) - max 10 batten lights can be linked together - SKU 00640	70€
	97	10 x 36 watt LED Batten light thin 120cm connectable waterproof 4000K - luminous flux 3600 lumen - SMD LED - light color neutral white 4000K - IP65 waterproof - product color white - dim. 1155 x 28 x 48 mm - material PC - beam angle 120° - mounting set included - lifespan 30,000 hours - voltage 200-240V (50/60Hz) - max 10 batten lights can be linked together - SKU 00666	80€

	98	<p>40 x 36 watt LED Batten light thin 120cm connectable waterproof 4000K - luminous flux 3600 lumen - SMD LED - light color neutral white 4000K - IP65 waterproof - product color white - dim. 1155 x 28 x 48 mm - material PC - beam angle 120° - mounting set included - lifespan 30,000 hours - voltage 200-240V (50/60Hz) - max 10 batten lights can be linked together - SKU 00666</p>	295€
	99	<p>10 x 36 watt LED Batten light thin 120cm connectable waterproof 6000K - luminous flux 3600 lumen - SMD LED - light color daylight 6000K - IP65 waterproof - product color white - dim. 1155 x 28 x 48 mm - material PC - beam angle 120° - mounting kit included - lifespan 30,000 hours - voltage 200-240V (50/60Hz) - max 10 batten lights can be linked together - SKU 00667</p>	80€
	100	<p>40 x 36 watt LED Batten light thin 120cm connectable waterproof 6000K - luminous flux 3600 lumen - SMD LED - light color daylight 6000K - IP65 waterproof - product color white - dim. 1155 x 28 x 48 mm - material PC - beam angle 120° - mounting set included - lifespan 30,000 hours - voltage 200-240V (50/60Hz) - max 10 batten lights can be linked together - SKU 00667</p>	295€
	101	<p>10 x 40 watt LED Batten light thin 150cm connectable waterproof 4000K - luminous flux 4000 lumen - SMD LED - light color neutral white 4000K - IP65 waterproof - product color white - dim. 1450 x 28 x 48 mm - material PC - beam angle 120° - mounting set included - lifespan 30,000 hours - voltage 200-240V (50/60Hz) - max 10 batten lights can be linked together - SKU 00668</p>	100€



	102	40 x 40 watt LED Batten light thin 150cm connectable waterproof 4000K - luminous flux 4000 lumen - SMD LED - light color neutral white 4000K - IP65 waterproof - product color white - dim. 1450 x 28 x 48 mm - material PC - beam angle 120° - mounting set included - lifespan 30,000 hours - voltage 200-240V (50/60Hz) - max 10 batten lights can be linked together - SKU 00668	375€
	103	10 x 40 watt LED Batten light thin 150cm connectable waterproof 6000K - luminous flux 4000 lumen - SMD LED - light color daylight 6000K - IP65 waterproof - product color white - dim. 1450 x 28 x 48 mm - material PC - beam angle 120° - mounting kit included - lifespan 30,000 hours - voltage 200-240V (50/60Hz) - max 10 batten lights can be linked together - SKU 00669	100€
	104	40 x 40 watt LED Batten light thin 150cm connectable waterproof 6000K - luminous flux 4000 lumen - SMD LED - light color daylight 6000K - IP65 waterproof - product color white - dim. 1450 x 28 x 48 mm - material PC - beam angle 120° - mounting kit included - lifespan 30,000 hours - voltage 200-240V (50/60Hz) - max 10 batten lights can be linked together - SKU 00669	375€
	105	10 x 36 watt LED Batten light 120cm connectable waterproof 4000K - luminous flux 2800 lumen - SMD LED - light color neutral white 4000K - IP65 waterproof - product color white - dim. 1239 x 36 x 61 mm - material PC - beam angle 120° - mounting set included - lifespan 30,000 hours - voltage 200-240V (50/60Hz) - max 10 batten lights can be linked together - SKU 00510	90€
	106	10 x 36 watt LED Batten light 120cm connectable waterproof 6000K - luminous flux 2800 lumen - SMD LED - light color daylight 6000K - IP65 waterproof - product color white - dim. 1239 x 36 x 61 mm - material PC - beam angle 120° - mounting set included - lifespan 30,000 hours -	90€




		voltage 200-240V (50/60Hz) - max 10 batten lights can be linked together - SKU 00511	
	107	10 x 48 watt LED Batten light 150cm connectable waterproof 4000K - luminous flux 3800 lumen - SMD LED - light color neutral white 4000K - IP65 waterproof - product color white - dim. 1539 x 36 x 61 mm - material PC - beam angle 120° - mounting set included - lifespan 30,000 hours - voltage 200-240V (50/60Hz) - max 8 batten lights can be linked together - SKU 00512	125€
	108	10 x 48 watt LED Batten light 150cm connectable waterproof 6000K - luminous flux 3800 lumen - SMD LED - light color daylight 6000K - IP65 waterproof - product color white - dim. 1539 x 36 x 61 mm - material PC - beam angle 120° - mounting set included - lifespan 30,000 hours - voltage 200-240V (50/60Hz) - max 8 batten lights can be linked together - SKU 00513	125€
	109	8 x 60cm Pro double LED TL T8 fixtures waterproof with reflector - IP65 waterproof - product color gray - dim. 680 x 113 x 63mm - material ABS and PC - mounting set included - two T8 tube input - LED tube not included - voltage 220-265V - max 22W - one side L N connection - SKU 00600	65€
	110	16 x 60cm Pro double LED TL T8 fixtures waterproof with reflector - IP65 waterproof - product color gray - dim. 680 x 113 x 63mm - material ABS and PC - mounting set included - two T8 tube input - LED tube not included - voltage 220-265V - max 22W - one side L N connection - SKU 00600	125€
 SERIAL CONNECTION	111	8 x 120cm Pro double LED TL T8 luminaires linkable - with reflector - IP65 waterproof - max 10 luminaires can be linked together using min 1mm <sup>2</sup> wire - product color gray - dim. 1306 x 113 x 63mm - material ABS and PC - mounting set included - two T8 tube input - LED tube not	140€






		included - voltage 220-265V - max 44W - one side L N connection - SKU 00603	
 <p>SERIAL CONNECTION</p>	112	8 x 150cm Pro double LED TL T8 luminaires linkable - with reflector - IP65 waterproof - max 12 luminaires can be linked together using min 1mm <sup>2</sup> wire - product color gray - dim. 1606 x 113 x 63mm - material ABS and PC - mounting set included - two T8 tube input - LED tube not included - voltage 220-265V - max 56W - one side L N connection - SKU 00604	160€
	113	8 x 60cm Pro Design double LED TL T8 fixtures waterproof white with reflector - IP65 waterproof - product color white - dim. 683 x 138 x 84mm - material PC & iron reflector - mounting set included - two T8 Tube input - LED TL Tube not included - voltage 220-240V - one side L N connection - max 18 watt - SKU 00650	90€
	114	16 x 60cm Pro Design double LED TL T8 fixtures waterproof white with reflector - IP65 waterproof - product color white - dim. 683 x 138 x 84mm - material PC & iron reflector - mounting set included - two T8 Tube input - LED TL Tube not included - voltage 220-240V - one side L N connection - max 18 watt - SKU 00650	175€
	115	30 x 8 watt LED TL Tubes LED 60cm G13 T8 6400K - luminous flux 800 lumen - SMD LED - lumen/watt 100 (high lumen) - light color daylight 6400K - beam angle 195° - product color white - dim. Ø 26 x 600mm - material glass - lifespan 25,000 hours - voltage 170-265V - fed on one side	90€
	116	16 x 60cm Pro Design double LED TL T8 fixtures waterproof black with reflector - IP65 waterproof - product color black - dim. 683 x 138 x 84mm - material PC & iron reflector - mounting set included - two T8 Tube input - LED TL Tube not included - voltage 220-240V - one side L N connection - max 18 watt - SKU 00650	175€











	117	8 x 120cm Pro Design double LED TL T8 fixtures waterproof white with reflector - IP65 waterproof - product color white - dim. 1289 x 138 x 84mm - material PC & iron reflector - mounting set included - two T8 Tube input - LED TL Tube not included - voltage 220-240V - one side L N connection - max 36 watt - SKU 00652	140€
	118	16 x 120cm Pro Design double LED TL T8 fixtures waterproof white with reflector - IP65 waterproof - product color white - dim. 1289 x 138 x 84mm - material PC & iron reflector - mounting set included - two T8 Tube input - LED TL Tube not included - voltage 220-240V - one side L N connection - max 36 watt - SKU 00652	270€
	119	8 x 120cm Pro Design double LED TL T8 fixtures waterproof dark gray with reflector - IP65 waterproof - product color dark gray - dim. 1289 x 138 x 84mm - material PC & iron reflector - mounting set included - two T8 Tube input - LED TL Tube not included - voltage 220-240V - one side L N connection - max 36 watt - Attention wrong information about product color on the boxes - SKU 00653	140€
	120	16 x 120cm Pro Design double LED TL T8 fixtures waterproof dark gray with reflector - IP65 waterproof - product color dark gray - dim. 1289 x 138 x 84mm - material PC & iron reflector - mounting set included - two T8 Tube input - LED TL Tube not included - voltage 220-240V - one side L N connection - max 36 watt - Attention wrong information about product color on the boxes - SKU 00653	270€
	121	30 x 8 watt LED TL Tubes LED 60cm G13 T8 4200K - luminous flux 800 lumen - SMD LED - lumen/watt 100 (high lumen) - light color neutral white 4200K - beam angle 195° - product color white - dim. Ø 26 x 600mm - material glass - lifespan 25,000 hours - voltage 170-265V - fed on	60€








		one side	
	122	30 x 8 watt LED TL Tubes LED 60cm G13 T8 4200K - luminous flux 800 lumen - SMD LED - lumen/watt 100 (high lumen) - light color neutral white 4200K - beam angle 195° - product color white - dim. Ø 26 x 600mm - material glass - lifespan 25,000 hours - voltage 170-265V - fed on one side	60€
	123	30 x 8 watt LED TL Tubes LED 60cm G13 T8 6400K - luminous flux 800 lumen - SMD LED - lumen/watt 100 (high lumen) - light color daylight 6400K - beam angle 195° - product color white - dim. Ø 26 x 600mm - material glass - lifespan 25,000 hours - voltage 170-265V - fed on one side	60€
	124	30 x 8 watt LED TL Tubes LED 60cm G13 T8 6400K - luminous flux 800 lumen - SMD LED - lumen/watt 100 (high lumen) - light color daylight 6400K - beam angle 195° - product color white - dim. Ø 26 x 600mm - material glass - lifespan 25,000 hours - voltage 170-265V - fed on one side	60€
	125	30 x 16 watt LED TL Tubes LED 120cm G13 T8 4200K - luminous flux 1600 lumen - SMD LED - lumen/watt 100 (high lumen) - light color neutral white 4200K - beam angle 195° - product color white - dim. Ø 26 x 1200mm - material glass - lifespan 25,000 hours - voltage 170-265V - fed on one side	75€
	126	30 x 16 watt LED TL Tubes LED 120cm G13 T8 4200K - luminous flux 1600 lumen - SMD LED - lumen/watt 100 (high lumen) - light color neutral white 4200K - beam angle 195° - product color white - dim. Ø 26 x 1200mm - material glass - lifespan 25,000 hours - voltage 170-265V - fed on one side	75€













	127	30 x 16 watt LED TL Tubes LED 120cm G13 T8 6400K - luminous flux 1600 lumen - SMD LED - lumen/watt 100 (high lumen) - light color daylight 6400K - beam angle 195° - product color white - dim. Ø 26 x 1200mm - material glass - lifespan 25,000 hours - voltage 170-265V - fed on one side	75€
	128	30 x 16 watt LED TL Tubes LED 120cm G13 T8 6400K - luminous flux 1600 lumen - SMD LED - lumen/watt 100 (high lumen) - light color daylight 6400K - beam angle 195° - product color white - dim. Ø 26 x 1200mm - material glass - lifespan 25,000 hours - voltage 170-265V - fed on one side	75€
	129	30 x 22 watt LED TL Tubes LED 150cm G13 T8 4200K - luminous flux 2200 lumen - SMD LED - lumen/watt 100 (high lumen) - light color neutral white 4200K - beam angle 195° - product color white - dim. Ø 26 x 1500mm - material glass - lifespan 25,000 hours - voltage 170-265V - fed on one side	105€
	130	30 x 22 watt LED TL Tubes LED 150cm G13 T8 4200K - luminous flux 2200 lumen - SMD LED - lumen/watt 100 (high lumen) - light color neutral white 4200K - beam angle 195° - product color white - dim. Ø 26 x 1500mm - material glass - lifespan 25,000 hours - voltage 170-265V - fed on one side	105€
	131	30 x 22 watt LED TL Tubes LED 150cm G13 T8 6400K - luminous flux 2200 lumen - SMD LED - lumen/watt 100 (high lumen) - light color daylight 6400K - beam angle 195° - product color white - dim. Ø 26 x 1500mm - material glass - lifespan 25,000 hours - voltage 170-265V - fed on one side	105€
	132	30 x 22 watt LED TL Tubes LED 150cm G13 T8 6400K - luminous flux 2200 lumen - SMD LED - lumen/watt 100 (high lumen) - light color daylight 6400K - beam angle 195° - product color white - dim. Ø 26 x 1500mm - material glass - lifespan	105€







		25,000 hours - voltage 170-265V - fed on one side	
	133	4 x 12 watt Surface Mounted LED Panels waterproof fire resistant 3000K - luminous flux 960 lumen - light color warm white 3000K - flicker free - product color white - dimensions Ø 160 x 46mm - material PC and ABS - mounting set included - voltage 165-265V (50/60Hz) - material PC - suitable for wall and ceiling - SKU 00634	20€
	134	10 x 12 watt Surface Mounted LED Panels waterproof fire resistant 3000K - luminous flux 960 lumen - light color warm white 3000K - flicker free - product color white - dimensions Ø 160 x 46mm - material PC and ABS - mounting set included - voltage 165-265V (50/60Hz) - material PC - suitable for wall and ceiling - SKU 00634	50€
	135	4 x 12 watt Surface Mounted LED Panels waterproof fire resistant 4000K - luminous flux 960 lumen - light color neutral white 4000K - flicker free - product color white - dimensions Ø 160 x 46mm - material PC and ABS - mounting set included - voltage 165-265V (50/60Hz) - material PC - suitable for wall and ceiling - SKU 00635	20€
	136	10 x 12 watt Surface Mounted LED Panels waterproof fire resistant 4000K - luminous flux 960 lumen - light color neutral white 4000K - flicker free - product color white - dimensions Ø 160 x 46mm - material PC and ABS - mounting set included - voltage 165-265V (50/60Hz) - material PC - suitable for wall and ceiling - SKU 00635	50€
	137	4 x 12 watt Surface Mounted LED Panels waterproof fire resistant 6000K - luminous flux 960 lumen - light color daylight 6000K - flicker free - product color white - dimensions Ø 160 x 46mm - material PC and ABS - mounting set included - voltage 165-265V (50/60Hz) - material PC - suitable for wall and ceiling - SKU 00636	20€







 	138	10 x 12 watt Surface Mounted LED Panels waterproof fire resistant 6000K - luminous flux 960 lumen - light color daylight 6000K - flicker free - product color white - dimensions Ø 160 x 46mm - material PC and ABS - mounting set included - voltage 165-265V (50/60Hz) - material PC - suitable for wall and ceiling - SKU 00636	50€
 	139	4 x 12 watt Surface Mounted LED Panels oval waterproof fire resistant 3000K - luminous flux 960 lumen - light color warm white 3000K - waterproof IP65 - product color white - dimensions 160 x 46 x 84mm - material PC and ABS - mounting set included - lifespan 30,000 hours - voltage 165- 240V - beam angle 120° - flicker free - suitable for wall and ceiling - SKU 00631	20€
 	140	10 x 12 watt Surface Mounted LED Panels oval waterproof fire resistant 3000K - luminous flux 960 lumen - light color warm white 3000K - waterproof IP65 - product color white - dimensions 160 x 46 x 84mm - material PC and ABS - mounting set included - lifespan 30,000 hours - voltage 165- 240V - beam angle 120° - flicker free - suitable for wall and ceiling - SKU 00631	50€
 	141	4 x 12 watt Surface Mounted LED Panels oval waterproof fire resistant 4000K - luminous flux 960 lumen - light color neutral white 4000K - waterproof IP65 - product color white - dimensions 160 x 46 x 84mm - material PC and ABS - mounting set included - lifespan 30,000 hours - voltage 165- 240V - beam angle 120° - flicker free - suitable for wall and ceiling - SKU 00632	20€
 	142	10 x 12 watt Surface Mounted LED Panels oval waterproof fire resistant 4000K - luminous flux 960 lumen - light color neutral white 4000K - waterproof IP65 - product color white - dimensions 160 x 46 x 84mm - material PC and ABS - mounting set included - lifespan 30,000 hours - voltage 165- 240V - beam angle 120° - flicker free	50€



		- suitable for wall and ceiling - SKU 00632	
	143	4 x 12 watt Surface Mounted LED Panels oval waterproof fire resistant 6000K - luminous flux 960 lumen - light color daylight 6000K - waterproof IP65 - product color white - dimensions 160 x 46 x 84mm - material PC and ABS - mounting set included - lifespan 30,000 hours - voltage 165-240V - beam angle 120° - flicker free - suitable for wall and ceiling - SKU 00633	20€
	144	10 x 12 watt Surface mounted LED panels oval waterproof fire resistant 6000K - luminous flux 960 lumen - light color daylight 6000K - waterproof IP65 - product color white - dimensions 160 x 46 x 84mm - material PC and ABS - mounting set included - lifespan 30,000 hours - voltage 165-240V - beam angle 120° - flicker free - suitable for wall and ceiling - SKU 00633	50€
	147	10 x 9 watt Frameless LED Panel with adjustable clamping system 4000K - luminous flux 810 lumen - light color neutral white 4000K - sealing IP20 - beam angle 120° - SMD LED - product color white - dimensions Ø 90 x 20 mm - installation diameter ø 55-80mm adjustable clamping system - material aluminum and PP diffuser - lifespan 30,000 hours - voltage 165-265V - LED driver included - SKU 00761	30€
	148	30 x 9 watt Frameless LED Panel with adjustable clamping system 4000K - luminous flux 810 lumen - light color neutral white 4000K - sealing IP20 - beam angle 120° - SMD LED - product color white - dimensions Ø 90 x 20 mm - installation diameter ø 55-80mm adjustable clamping system - material aluminum and PP diffuser - lifespan 30,000 hours - voltage 165-265V - LED driver included - SKU 00761	85€






	149	10 x 9 watt Frameless recessed LED panel with adjustable clamping system 6000K - luminous flux 810 lumen - light color daylight 6000K - sealing IP20 - beam angle 120° - SMD LED - product color white - dimensions Ø 90 x 20 mm - installation diameter Ø 55-80mm adjustable clamping system - material aluminum and PP diffuser - lifespan 30,000 hours - voltage 165-265V - LED driver included - SKU 00762	30€
	150	10 x 18 watt Frameless LED Panel with adjustable clamping system 3000K - luminous flux 1620 lumen - light color warm white 3000K - sealing IP20 - beam angle 120° - SMD LED - product color white - dimensions Ø 120 x 20 mm - built-in diameter Ø 50-110mm adjustable clamping system - material aluminum and PP diffuser - lifespan 30,000 hours - voltage 165-265V - LED driver included - SKU 00763	40€
	151	30 x 18 watt Frameless LED Panel with adjustable clamping system 3000K - luminous flux 1620 lumen - light color warm white 3000K - sealing IP20 - beam angle 120° - SMD LED - product color white - dimensions Ø 120 x 20 mm - built-in diameter Ø 50-110mm adjustable clamping system - material aluminum and PP diffuser - lifespan 30,000 hours - voltage 165-265V - LED driver included - SKU 00763	120€
	152	10 x 18 watt Frameless LED Panel with adjustable clamping system 4000K - luminous flux 1620 lumen - light color neutral white 4000K - sealing IP20 - beam angle 120° - SMD LED - product color white - dimensions Ø 120 x 20 mm - installation diameter Ø 50-110mm adjustable clamping system - material aluminum and PP diffuser - lifespan 30,000 hours - voltage 165-265V - LED driver included - SKU 00764	40€













	153	30 x 18 watt Frameless LED Panel with adjustable clamping system 4000K - luminous flux 1620 lumen - light color neutral white 4000K - sealing IP20 - beam angle 120° - SMD LED - product color white - dimensions Ø 120 x 20 mm - installation diameter Ø 50-110mm adjustable clamping system - material aluminum and PP diffuser - lifespan 30,000 hours - voltage 165-265V - LED driver included - SKU 00764	120€
	154	10 x 18 watt Frameless LED Panel with adjustable clamping system 6000K - luminous flux 1620 lumen - light color daylight 6000K - sealing IP20 - beam angle 120° - SMD LED - product color white - dimensions Ø 120 x 20 mm - installation diameter Ø 50-110mm adjustable clamping system - material aluminum and PP diffuser - lifespan 30,000 hours - voltage 165-265V - LED driver included - SKU 00765	40€
	155	30 x 18 watt Frameless LED Panel with adjustable clamping system 6000K - luminous flux 1620 lumen - light color daylight 6000K - sealing IP20 - beam angle 120° - SMD LED - product color white - dimensions Ø 120 x 20 mm - installation diameter Ø 50-110mm adjustable clamping system - material aluminum and PP diffuser - lifespan 30,000 hours - voltage 165-265V - LED driver included - SKU 00765	120€
	156	10 x 24 watt Frameless LED Panel with adjustable clamping system 3000K - luminous flux 2160 lumen - light color warm white 3000K - sealing IP20 - beam angle 120° - SMD LED - product color white - dimensions Ø 170 x 20 mm - built-in diameter Ø 75-160mm adjustable clamping system - material aluminum and PP diffuser - lifespan 30,000 hours - voltage 165-265V - LED driver included - SKU 00766	55€





	157	30 x 24 watt Frameless LED Panel with adjustable clamping system 3000K - luminous flux 2160 lumen - light color warm white 3000K - sealing IP20 - beam angle 120° - SMD LED - product color white - dimensions Ø 170 x 20 mm - built-in diameter ø 75-160mm adjustable clamping system - material aluminum and PP diffuser - lifespan 30,000 hours - voltage 165-265V - LED driver included - SKU 00766	165€
	158	10 x 24 watt Frameless LED Panel with adjustable clamping system 4000K - luminous flux 2160 lumen - light color neutral white 4000K - sealing IP20 - beam angle 120° - SMD LED - product color white - dimensions Ø 170 x 20 mm - installation diameter ø 75-160mm adjustable clamping system - material aluminum and PP diffuser - lifespan 30,000 hours - voltage 165-265V - LED driver included - SKU 00767	55€
	160	10 x 12 watt Slim Panels SMD LED 3000K - luminous flux 910 lumen - light color warm white 3000K - beam angle 110° - product color white - dimensions Ø 170 x 20 mm - mounting diameter ø155mm - material polyamide - mounting set not included - lifespan 30,000 hours - voltage 85 - 265V - LED driver included - beghler	30€
	161	20 x 12 watt Slim Panels SMD LED 3000K - luminous flux 910 lumen - light color warm white 3000K - beam angle 110° - product color white - dimensions Ø 170 x 20 mm - mounting diameter ø155mm - material polyamide - mounting set not included - lifespan 30,000 hours - voltage 85 - 265V - LED driver included - beghler	60€
	162	10 x 12 watt Slim Panels SMD LED 4200K - luminous flux 910 lumen - light color natural white 4200K - beam angle 110° - product color white - dimensions Ø 170 x 20 mm - mounting diameter ø155mm - material polyamide - mounting set not included - lifespan 30,000 hours - voltage 85 -	30€



		265V - LED driver included - beghler	
 	163	20 x 12 watt Slim Panels SMD LED 4200K - luminous flux 910 lumen - light color natural white 4200K - beam angle 110° - product color white - dimensions Ø 170 x 20 mm - installation diameter ø155mm - material polyamide - mounting set not included - lifespan 30,000 hours - voltage 85 - 265V - LED driver included - beghler	60€
 	164	10 x 18 watt Slim Panels SMD LED 3000K - luminous flux 1360 lumen - light color warm white 3000K - beam angle 110° - product color white - dimensions Ø 190 x 20.5 mm - mounting diameter ø175mm - material polyamide - mounting set not included - lifespan 20,000 hours - voltage 220 - 240V - LED driver included - beghler	35€
 	165	20 x 18 watt Slim Panels SMD LED 3000K - luminous flux 1360 lumen - light color warm white 3000K - beam angle 110° - product color white - dimensions Ø 190 x 20.5 mm - mounting diameter ø175mm - material polyamide - mounting set not included - lifespan 20,000 hours - voltage 220 - 240V - LED driver included - beghler	70€
 	166	10 x 18 watt Slim Panels SMD LED 4200K - luminous flux 1360 lumen - light color neutral white 4200K - beam angle 110° - product color white - dimensions Ø 190 x 20.5 mm - mounting diameter ø175mm - material polyamide - mounting set not included - lifespan 20,000 hours - voltage 220 -240V - LED driver included - beghler	35€
 	167	20 x 18 watt Slim Panels SMD LED 4200K - luminous flux 1360 lumen - light color neutral white 4200K - beam angle 110° - product color white - dimensions Ø 190 x 20.5 mm - mounting diameter ø175mm - material polyamide - mounting set not included - lifespan 20,000 hours - voltage 220 -240V - LED driver included -	70€



		beghler	
--	--	---------	--