



## CATALOG LED INDUSTRIAL LIGHTS



**DESCRIPTION**

New LED lighting: floodlights, high bays, fluorescent fixtures and much more.

**START**

12 january 2023 to 09:00 [UTC]

**END DATE**

22 january 2023 from 17:00 [UTC]

**VIEWING**

- Monday January 16 2023 from 10:00 until 12:00  
2870 PUURS, RIJKSWEG 19

**AUCTIM PARTNER**

**MOYERSOEN NV**

Helststraat 47, 2630 Aartselaar, Belgium  
+32 3 827 21 31 - info.moyersoen@auctim.be  
BTW BE 0452.153.622





**ISSUE - COLLECTION**

- Friday January 27 2023 from 09:00 until 11:00  
2870 PUURS, RIJKSWEG 19





**Online bidding only!**

Catalog created on 22 january 2023 to 04:04






	Item	Description	Start price
	1	10 x 100 watt LED UFO Highbay SLIM Design Waterproof 3000K - luminous flux 11000 lumen SMD LED - lumen/watt 110 high lumen - light color warm white 3000K - waterproof IP65 - Linear IC driver included - beam angle 90° - product color sand black - diam Ø 270 x 37mm - material aluminum - mounting kit not included - lifespan 30,000 hours - voltage 200-240V - PF >0.9 - CRI >80 - SKU 00870 - it can show 5% difference in watts and lumens	250€
	2	20 x 100 watt LED UFO Highbay SLIM Design Waterproof 3000K - luminous flux 11000 lumen SMD LED - lumen/watt 110 high lumen - light color warm white 3000K - waterproof IP65 - Linear IC driver included - beam angle 90° - product color sand black - diam Ø 270 x 37mm - material aluminum - mounting kit not included - lifespan 30,000 hours - voltage 200-240V - PF >0.9 - CRI >80 - SKU 00870 - it can show 5% difference in watts and lumens	490€
	3	10 x 100 watt LED UFO Highbay SLIM Design Waterproof 4000K - luminous flux 11000 lumen SMD LED - lumen/watt 110 high lumen - light color neutral white 4000K - waterproof IP65 - Linear IC driver included - beam angle 90° - product color sand black - diam Ø 270 x 37mm - material aluminum - mounting kit not included - lifespan 30,000 hours - voltage 200-240V - PF >0.9 - CRI >80 - SKU 00871 - it can show 5% difference in watts and lumens	250€
	4	20 x 100 watt LED UFO Highbay SLIM Design Waterproof 4000K - luminous flux 11000 lumen SMD LED - lumen/watt 110 high lumen - light color neutral white 4000K - waterproof IP65 - Linear IC driver included - beam angle 90° - product color sand black - diam Ø 270 x 37mm - material aluminum - mounting kit not included - lifespan	490€







		30,000 hours - voltage 200-240V - PF >0.9 - CRI >80 - SKU 00871 - it can show 5% difference in watts and lumens	
	5	10 x 100 watt LED UFO Highbay SLIM Design Waterproof 6000K - luminous flux 11000 lumen SMD LED - lumen/watt 110 high lumen - light color daylight 6000K - waterproof IP65 - Linear IC driver included - beam angle 90° - product color sand black - diam Ø 270 x 37mm - material aluminum - mounting kit not included - lifespan 30,000 hours - voltage 200-240V - PF >0.9 - CRI >80 - SKU 00872 - it can show 5% difference in watts and lumens	250€
	6	20 x 100 watt LED UFO Highbay SLIM Design Waterproof 6000K - luminous flux 11000 lumen SMD LED - lumen/watt 110 high lumen - light color daylight 6000K - waterproof IP65 - Linear IC driver included - beam angle 90° - product color sand black - diam Ø 270 x 37mm - material aluminum - mounting kit not included - lifespan 30,000 hours - voltage 200-240V - PF >0.9 - CRI >80 - SKU 00872 - it can show 5% difference in watts and lumens	490€
	7	10 x 150 watt LED UFO Highbay SLIM Design Waterproof 3000K - luminous flux 16500 lumen SMD LED - lumen/watt 110 high lumen - light color warm white 3000K - waterproof IP65 - Linear IC driver included - beam angle 90° - product color sand black - diam Ø 312 x 41mm - material aluminum - mounting kit not included - lifespan 30,000 hours - voltage 200-240V - PF >0.9 - CRI >80 - SKU 00873 - it can show 5% difference in watts and lumens	320€
	8	20 x 150 watt LED UFO Highbay SLIM Design Waterproof 3000K - luminous flux 16500 lumen SMD LED - lumen/watt 110 high lumen - light color warm white 3000K - waterproof IP65 - Linear IC driver included - beam angle 90° - product color	630€







		sand black - diam Ø 312 x 41mm - material aluminum - mounting kit not included - lifespan 30,000 hours - voltage 200-240V - PF >0.9 - CRI >80 - SKU 00873 - it can show 5% difference in watts and lumens	
	9	10 x 150 watt LED UFO Highbay SLIM Design Waterproof 4000K - luminous flux 16500 lumen SMD LED - lumen/watt 110 high lumen - light color neutral white 4000K - waterproof IP65 - Linear IC driver included - beam angle 90° - product color sand black - diam Ø 312 x 41mm - material aluminum - mounting kit not included - lifespan 30,000 hours - voltage 200-240V - PF >0.9 - CRI >80 - SKU 00874 - it can show 5% difference in watts and lumens	320€
	10	20 x 150 watt LED UFO Highbay SLIM Design Waterproof 4000K - luminous flux 16500 lumen SMD LED - lumen/watt 110 high lumen - light color neutral white 4000K - waterproof IP65 - Linear IC driver included - beam angle 90° - product color sand black - diam Ø 312 x 41mm - material aluminum - mounting kit not included - lifespan 30,000 hours - voltage 200-240V - PF >0.9 - CRI >80 - SKU 00874 - it can show 5% difference in watts and lumens	630€
	11	10 x 150 watt LED UFO Highbay SLIM Design Waterproof 6000K - luminous flux 16500 lumen SMD LED - lumen/watt 110 high lumen - light color daylight 6000K - waterproof IP65 - Linear IC driver included - beam angle 90° - product color sand black - diam Ø 312 x 41mm - material aluminum - mounting kit not included - lifespan 30,000 hours - voltage 200-240V - PF >0.9 - CRI >80 - SKU 00875 - it can show 5% difference in watts and lumens	320€




	12	<p>20 x 150 watt LED UFO Highbay SLIM Design Waterproof 6000K - luminous flux 16500 lumen SMD LED - lumen/watt 110 high lumen - light color daylight 6000K - waterproof IP65 - Linear IC driver included - beam angle 90° - product color sand black - diam Ø 312 x 41mm - material aluminum - mounting kit not included - lifespan 30,000 hours - voltage 200-240V - PF &gt;0.9 - CRI &gt;80 - SKU 00875 - it can show 5% difference in watts and lumens</p>	630€
	13	<p>10 x 200 watt LED UFO Highbay SLIM Design Waterproof 3000K - luminous flux 22000 lumen SMD LED - lumen/watt 110 high lumen - light color warm white 3000K - waterproof IP65 - Linear IC driver included - beam angle 90° - product color sand black - diam Ø 378 x 41mm - material aluminum - mounting kit not included - lifespan 30,000 hours - voltage 200-240V - PF &gt;0.9 - CRI &gt;80 - SKU 00876 - it can show 5% difference in watts and lumens</p>	400€
	14	<p>20 x 200 watt LED UFO Highbay SLIM Design Waterproof 3000K - luminous flux 22000 lumen SMD LED - lumen/watt 110 high lumen - light color warm white 3000K - waterproof IP65 - Linear IC driver included - beam angle 90° - product color sand black - diam Ø 378 x 41mm - material aluminum - mounting kit not included - lifespan 30,000 hours - voltage 200-240V - PF &gt;0.9 - CRI &gt;80 - SKU 00876 - it can show 5% difference in watts and lumens</p>	790€
	15	<p>10 x 200 watt LED UFO Highbay SLIM Design Waterproof 4000K - luminous flux 22000 lumen SMD LED - lumen/watt 110 high lumen - light color neutral white 4000K - waterproof IP65 - Linear IC driver included - beam angle 90° - product color sand black - diam Ø 378 x 41mm - material aluminum - mounting kit not included - lifespan 30,000 hours - voltage 200-240V - PF &gt;0.9 - CRI &gt;80 - SKU 00877 - it can show 5% difference in watts and lumens</p>	400€







	16	<p>10 x 200 watt LED UFO Highbay SLIM Design Waterproof 6000K - luminous flux 22000 lumen SMD LED - lumen/watt 110 high lumen - light color daylight 6000K - waterproof IP65 - Linear IC driver included - beam angle 90° - product color sand black - diam Ø 378 x 41mm - material aluminum - mounting kit not included - lifespan 30,000 hours - voltage 200-240V - PF &gt;0.9 - CRI &gt;80 - SKU 00878 - it can show 5% difference in watts and lumens</p>	400€
	17	<p>20 x 200 watt LED UFO Highbay SLIM Design Waterproof 6000K - luminous flux 22000 lumen SMD LED - lumen/watt 110 high lumen - light color daylight 6000K - waterproof IP65 - Linear IC driver included - beam angle 90° - product color sand black - diam Ø 378 x 41mm - material aluminum - mounting kit not included - lifespan 30,000 hours - voltage 200-240V - PF &gt;0.9 - CRI &gt;80 - SKU 00878 - it can show 5% difference in watts and lumens</p>	790€
	18	<p>4 x 100 watt SMD LED UFO Highbay Standard Waterproof 5000K - luminous flux 10000 lumen - lumen/watt 100 high lumen - light color daylight 5000K - Flicker Free - waterproof IP65 - beam angle 90° - with lens - product color black - diam Ø 300 x 150mm - material aluminum - mounting set not included - lifespan 30,000 hours - voltage 85-265V - PF &gt;0.9 - CRI &gt;80</p>	155€
	19	<p>4 x 100 watt SMD LED PHILIPS Chip UFO Highbay PRO Waterproof 6000K - luminous flux 13000 lumen - lumen/watt 130 high lumen - light color daylight 6000K - waterproof IP65 - with LiFud LED Driver - with lens - beam angle 90° - product color black - Ø 300 x 150mm - material aluminum - mounting set not included - lifespan 50,000 hours - voltage 220-240V - PF &gt;0.9 - CRI &gt;80</p>	245€



	20	4 x 50 watt SMD LED Standard Street lighting 3000K Waterproof - luminous flux 5000 lumen - lumen/watt 100 high lumen - light color warm white 3000K - waterproof IP65 - beam angle 90° - with lens - product color black and gray - dim. 460 x 190 x 60mm - material aluminum - mounting kit not included - lifespan 30,000 hours - voltage 85- 265V	90€
	21	8 x 50 watt SMD LED Standard Street lighting 3000K Waterproof - luminous flux 5000 lumen - lumen/watt 100 high lumen - light color warm white 3000K - waterproof IP65 - beam angle 90° - with lens - product color black and gray - dim. 460 x 190 x 60mm - material aluminum - mounting kit not included - lifespan 30,000 hours - voltage 85- 265V	175€
	22	4 x 50 watt SMD LED Standard Street lighting 5000K Waterproof - luminous flux 5000 lumen - lumen/watt 100 high lumen - light color daylight 5000K - waterproof IP65 - beam angle 90° - with lens - product color black and gray - dim. 460 x 190 x 60mm - material aluminum - mounting kit not included - lifespan 30,000 hours - voltage 85- 265V	90€
	23	8 x 50 watt SMD LED Standard Street lighting 5000K Waterproof - luminous flux 5000 lumen - lumen/watt 100 high lumen - light color daylight 5000K - waterproof IP65 - beam angle 90° - with lens - product color black and gray - dim. 460 x 190 x 60mm - material aluminum - mounting kit not included - lifespan 30,000 hours - voltage 85- 265V	175€
	24	2 x 100 watt SMD LED Standard Street lighting 3000K Waterproof - luminous flux 10000 lumen - lumen/watt 100 high lumen - light color warm white 3000K - waterproof IP65 - beam angle 90° - with lens - product color black and gray - dim. 520 x 210 x 67mm - material aluminum - mounting kit not included - lifespan 30,000 hours - voltage 85-	65€







		265V	
	25	6 x 100 watt SMD LED Standard Street lighting 3000K Waterproof - luminous flux 10000 lumen - lumen/watt 100 high lumen - light color warm white 3000K - waterproof IP65 - beam angle 90° - with lens - product color black and gray - dim. 520 x 210 x 67mm - material aluminum - mounting kit not included - lifespan 30,000 hours - voltage 85-265V	190€
	26	2 x 100 watt SMD LED Street lighting 5000K Waterproof - luminous flux 10000 lumen - lumen/watt 100 high lumen - light color daylight 5000K - waterproof IP65 - beam angle 90° - with lens - product color black and gray - dim. 520 x 210 x 67mm - material aluminum - mounting kit not included - lifespan 30,000 hours - voltage 85-265V	65€
	27	6 x 100 watt SMD LED Street lighting 5000K Waterproof - luminous flux 10000 lumen - lumen/watt 100 high lumen - light color daylight 5000K - waterproof IP65 - beam angle 90° - with lens - product color black and gray - dim. 520 x 210 x 67mm - material aluminum - mounting kit not included - lifespan 30,000 hours - voltage 85-265V	190€
	28	2 x 150 watt SMD LED Standard Street lighting 3000K Waterproof - luminous flux 15000 lumen - lumen/watt 100 high lumen - light color warm white 3000K - waterproof IP65 - beam angle 90° - with lens - product color black and gray - dim. 630 x 230 x 70mm - material aluminum - mounting kit not included - lifespan 30,000 hours - voltage 85-265V	95€









	29	6 x 150 watt SMD LED Standard Street lighting 3000K Waterproof - luminous flux 15000 lumen - lumen/watt 100 high lumen - light color warm white 3000K - waterproof IP65 - beam angle 90° - with lens - product color black and gray - dim. 630 x 230 x 70mm - material aluminum - mounting kit not included - lifespan 30,000 hours - voltage 85- 265V	275€
	30	4 x 50W Street Lighting PRO Philips Chip SMD LED Waterproof 3000K - luminous flux 5500 lumen - lumen/watt 110 high lumen - light color warm white 3000K - waterproof IP65 - beam angle 90° - with lens - product color black - with lens - dim. 460 x 190 x 60mm - material aluminum - mounting kit not included - lifespan 30,000 hours - voltage 85-265V - SKU 00502	125€
	31	8 x 50W Street Lighting PRO Philips Chip SMD LED Waterproof 3000K - luminous flux 5500 lumen - lumen/watt 110 high lumen - light color warm white 3000K - waterproof IP65 - beam angle 90° - with lens - product color black - with lens - dim. 460 x 190 x 60mm - material aluminum - mounting kit not included - lifespan 30,000 hours - voltage 85-265V - SKU 00502	225€
	32	4 x 50W Street Lighting PRO Philips Chip SMD LED Waterproof 5000K - luminous flux 5500 lumen - lumen/watt 110 high lumen - light color daylight 5000K - waterproof IP65 - beam angle 90° - with lens - product color black - with lens - dim. 460 x 190 x 60mm - material aluminum - mounting kit not included - lifespan 30,000 hours - voltage 85- 265V - SKU 00503	115€
	33	8 x 50W Street Lighting PRO Philips Chip SMD LED Waterproof 5000K - luminous flux 5500 lumen - lumen/watt 110 high lumen - light color daylight 5000K - waterproof IP65 - beam angle 90° - with lens - product color black - with lens - dim. 460 x 190 x 60mm - material aluminum - mounting kit not included - lifespan 30,000 hours - voltage 85-	225€



		265V - SKU 00503	
	34	2 x 100W Street Lighting PRO Philips Chip SMD LED Waterproof 3000K - luminous flux 11000 lumen - lumen/watt 110 high lumen - light color warm white 3000K - waterproof IP65 - beam angle 90° - with lens - product color black - dim. 520 x 210 x 67mm - material aluminum - mounting kit not included - lifespan 30,000 hours - voltage 85-265V - SKU 00504	75€
	35	4 x 100W Street Lighting PRO Philips Chip SMD LED Waterproof 3000K - luminous flux 11000 lumen - lumen/watt 110 high lumen - light color warm white 3000K - waterproof IP65 - beam angle 90° - with lens - product color black - dim. 520 x 210 x 67mm - material aluminum - mounting kit not included - lifespan 30,000 hours - voltage 85-265V - SKU 00504	150€
	36	2 x 100W Street Lighting PRO Philips Chip SMD LED Waterproof 5000K - luminous flux 11000 lumen - lumen/watt 110 high lumen - light color daylight 5000K - waterproof IP65 - beam angle 90° - with lens - product color black - dim. 520 x 210 x 67mm - material aluminum - mounting kit not included - lifespan 30,000 hours - voltage 85-265V - SKU 00505	75€
	37	6 x 100W Street Lighting PRO Philips Chip SMD LED Waterproof 5000K - luminous flux 11000 lumen - lumen/watt 110 high lumen - light color daylight 5000K - waterproof IP65 - beam angle 90° - with lens - product color black - dim. 520 x 210 x 67mm - material aluminum - mounting kit not included - lifespan 30,000 hours - voltage 85-265V - SKU 00505	220€








 <p>110 LM/W HIGH LUMEN PHILIPS LED INSIDE IP65 WATERPROOF</p>	38	2 x 150 watt SMD LED PRO Philips Chip Street lighting 3000K Waterproof - luminous flux 16500 lumen - lumen/watt 110 high lumen - light color warm white 3000K - waterproof IP65 - beam angle 90° - with lens - product color black - dim. 630 x 230 x 70mm - material aluminum - mounting kit not included - lifespan 30,000 hours - voltage 85-265V - SKU 00506	115€
 <p>110 LM/W HIGH LUMEN PHILIPS LED INSIDE IP65 WATERPROOF</p>	39	1 x 20 watt Solar Street lighting PRO Philips Chip with remote control - light color 5000 Kelvin - waterproof IP65 - SMD LED - luminous flux 2200 lumen - product color black - voltage 85-265V - lifespan 20,000 hours - dimensions 365 x 190 mm - beam angle 90° - aluminum housing and glass - dim solar panel 347 x 606mm - solar panel power 25W voltage 6V - battery 3.2V 15A works 4 hours 100% and 4 hours 50% - wall mount not included - including iron wall bracket black - diam Ø 60 x 500mm 113° angle - SKU 776	85€
 <p>110 LM/W HIGH LUMEN PHILIPS LED INSIDE IP65 WATERPROOF</p>	40	2 x 20 watt Solar Street lighting PRO Philips Chip with remote control - light color 5000 Kelvin - waterproof IP65 - SMD LED - luminous flux 2200 lumen - product color black - voltage 85-265V - lifespan 20,000 hours - dimensions 365 x 190 mm - beam angle 90° - aluminum housing and glass - dim solar panel 347 x 606mm - solar panel power 25W voltage 6V - battery 3.2V 15A works 4 hours 100% and 4 hours 50% - wall mounting not included - including iron wall bracket black - diam Ø 60 x 500mm 113° angle - SKU 776	170€
 <p>PHOTOCELL SENSOR OFF ON</p>	41	2 x 50 watt Street lighting SMD LED with photocell sensor 3000K Waterproof - luminous flux 5000 lumen - lumen/watt 100 high lumen - light color warm white 3000K - waterproof IP65 - with photocell sensor day off/night on - beam angle 90° - product color black and gray - dim. 460 x 190 x 100 mm - material aluminum - mounting kit not included - lifespan 30,000 hours - voltage 85-265V - SKU 769	70€










	42	2 x 50 watt Street lighting SMD LED with photocell sensor 5000K Waterproof - luminous flux 5000 lumen - lumen/watt 100 high lumen - light color daylight 5000K - waterproof IP65 - with photocell sensor day off/night on - beam angle 90° - product color black and gray - dim. 460 x 190 x 100 mm - material aluminum - mounting kit not included - lifespan 30,000 hours - voltage 85-265V - SKU 770	70€
	43	2 x 100 watt Street lighting SMD LED with photocell sensor 3000K Waterproof - luminous flux 10000 lumen - lumen/watt 100 high lumen - light color warm white 3000K - waterproof IP65 - with photocell sensor day off/night on - beam angle 90° - product color black and gray - dim. 520 x 210 x 100 mm - material aluminum - mounting kit not included - lifespan 30,000 hours - voltage 85-265V - SKU 771	100€
	44	2 x 100 watt Street lighting SMD LED with photocell sensor 5000K Waterproof - luminous flux 10000 lumen - lumen/watt 100 high lumen - light color daylight 5000K - waterproof IP65 - with photocell sensor day off/night on - beam angle 90° - product color black and gray - dim. 520 x 210 x 100 mm - material aluminum - mounting kit not included - lifespan 30,000 hours - voltage 85-265V - SKU 408	100€
	45	4 x 50 watt Street Lighting PRO Philips Chip with photocell sensor Waterproof 3000K - luminous flux 5500 lumen - lumen/watt 110 high lumen - light color warm white 3000K - waterproof IP65 - with photocell sensor day off/night on - beam angle 90° - product color black - with lens - dim. 460 x 190 x 60mm - material aluminum - mounting kit not included - lifespan 30,000 hours - voltage 85-265V - SKU 772	155€



 <p>110LM/W HIGH LUMEN PHILIPS ILED INSIDE IP65 WATERPROOF</p> <p>FOTOCEL SENSOR OFF ON</p>	46	4 x 50 watt Street Lighting PRO Philips Chip with photocell sensor Waterproof 5000K - luminous flux 5500 lumen - lumen/watt 110 high lumen - light color daylight 5000K - waterproof IP65 - with photocell sensor day off/night on - beam angle 90° - product color black - with lens - dim. 460 x 190 x 60mm - material aluminum - mounting kit not included - lifespan 30,000 hours - voltage 85-265V - SKU 773	155€
 <p>110LM/W HIGH LUMEN PHILIPS ILED INSIDE IP65 WATERPROOF</p> <p>FOTOCEL SENSOR OFF ON</p>	47	2 x 100 watt Street Lighting PRO Philips Chip with photocell sensor Waterproof 3000K - luminous flux 11000 lumen - lumen/watt 110 high lumen - light color warm white 3000K - waterproof IP65 - with photocell sensor day off/night on - beam angle 90° - product color black - with lens - dim. 520 x 210 x 100 mm - material aluminum - mounting kit not included - lifespan 30,000 hours - voltage 85-265V - SKU 775	110€
 <p>110LM/W HIGH LUMEN PHILIPS ILED INSIDE IP65 WATERPROOF</p> <p>FOTOCEL SENSOR OFF ON</p>	48	2 x 100 watt Street Lighting PRO Philips Chip with photocell sensor Waterproof 5000K - luminous flux 11000 lumen - lumen/watt 110 high lumen - light color daylight 5000K - waterproof IP65 - with photocell sensor day off/night on - beam angle 90° - product color black - with lens - dim. 520 x 210 x 100 mm - material aluminum - mounting kit not included - lifespan 30,000 hours - voltage 85-265V - SKU 774	110€
	49	6 x Wall bracket for street lighting 25cm sand black - color sand gray - material iron - diam Ø 60mm x 250mm - 113° angle - mounting set included - lamp not included	40€
	50	10 x Wall bracket for street lighting 25cm sand black - color sand gray - material iron - diam Ø 60mm x 250mm - 113° angle - mounting set included - lamp not included	65€








	51	16 x Wall bracket for street lighting 25cm sand black - color sand gray - material iron - diam Ø 60mm x 250mm - 113° angle - mounting set included - lamp not included	100€
	52	6 x Wall bracket for street lighting 25cm sand gray - color sand gray - material iron - diam Ø 60mm x 250mm - 113° angle - mounting set included - lamp not included	40€
	53	10 x Wall bracket for street lighting 25cm sand gray - color sand gray - material iron - diam Ø 60mm x 250mm - 113° angle - mounting set included - lamp not included	65€
	54	16 x Wall bracket for street lighting 25cm sand gray - color sand gray - material iron - diam Ø 60mm x 250mm - 113° angle - mounting set included - lamp not included	100€
	55	6 x Tilttable Wall bracket for street lighting 16 cm sand black - color black - material iron - diam Ø 60mm x 160 mm - mounting included - lamp not included - SKU 781	50€
	56	10 x Tilttable Wall bracket for Street lighting 16 cm sand black - color black - material iron - diam Ø 60mm x 160 mm - mounting included - lamp not included - SKU 781	80€
	57	16 x Tilttable Wall bracket for street lighting 16 cm sand black - color black - material iron - diam Ø 60mm x 160 mm - mounting included - lamp not included - SKU 781	125€



	58	6 x Tilttable Wall bracket for Street lighting 16 cm sand gray - color gray - material iron - diam Ø 60mm x 160 mm - mounting included - lamp not included - SKU 781	40€
	59	10 x Tilttable Wall bracket for street lighting 16 cm sand gray - color gray - material iron - diam Ø 60mm x 160 mm - mounting included - lamp not included - SKU 781	65€
	60	16 x Tilttable Wall bracket for street lighting 16 cm sand gray - color gray - material iron - diam Ø 60mm x 160 mm - mounting included - lamp not included - SKU 781	100€
	61	20 x 10 watt floodlights Frosted Glass SMD LED Waterproof 3000K - luminous flux 800 lumen - lumen/watt 80 - light color warm white 3000K - waterproof IP65 - beam angle 120° - product color black - dimensions 105 x 85 x 30mm - material aluminum - mounting set not included - lifespan 30,000 hours - voltage 200-240V - SKU 0781	50€
	62	20 x 10 watt floodlights Frosted Glass SMD LED Waterproof 5000K - luminous flux 800 lumen - lumen/watt 80 - light color daylight 5000K - waterproof IP65 - beam angle 120° - product color black - dimensions 105 x 85 x 30mm - material aluminum - mounting set not included - lifespan 30,000 hours - voltage 200-240V - SKU 0782	50€
	63	10 x 30 watt floodlights Frosted Glass SMD LED Waterproof 3000K - luminous flux 2400 lumen - lumen/watt 80 - light color warm white 3000K - waterproof IP65 - beam angle 120° - product color black - dimensions 150 x 115 x 23mm - material aluminum - mounting set not included - lifespan 30,000 hours - voltage 200-240V - SKU 0783	50€



	64	10 x 30 watt floodlights Frosted Glass SMD LED Waterproof 5000K - luminous flux 2400 lumen - lumen/watt 80 - light color daylight 5000K - waterproof IP65 - beam angle 120° - product color black - dimensions 150 x 115 x 23mm - material aluminum - mounting set not included - lifespan 30,000 hours - voltage 200-240V - SKU 0784	50€
	65	10 x 50 watt floodlights Frosted Glass SMD LED Waterproof 3000K - luminous flux 4000 lumen - lumen/watt 80 - light color warm white 3000K - waterproof IP65 - beam angle 120° - product color black - dimensions 205 x 160 x 25mm - material aluminum - mounting set not included - lifespan 30,000 hours - voltage 200-240V	70€
	66	10 x 50 watt floodlights Frosted Glass SMD LED Waterproof 3000K - luminous flux 4000 lumen - lumen/watt 80 - light color daylight 5000K - waterproof IP65 - beam angle 120° - product color black - dimensions 205 x 160 x 25mm - material aluminum - mounting set not included - lifespan 30,000 hours - voltage 200-240V	70€
	67	10 x 100 watt floodlights Frosted Glass SMD LED Waterproof 3000K - luminous flux 8000 lumen - lumen/watt 80 - light color warm white 3000K - waterproof IP65 - beam angle 120° - product color black - dimensions 269 x 210 x 25mm - material aluminum - mounting set not included - lifespan 30,000 hours - voltage 200-240V - SKU 00786	125€
	68	10 x 100 watt floodlights Frosted Glass SMD LED Waterproof 5000K - luminous flux 8000 lumen - lumen/watt 80 - light color daylight 5000K - waterproof IP65 - beam angle 120° - product color black - dimensions 269 x 210 x 25mm - material aluminum - mounting set not included - lifespan 30,000 hours - voltage 200-240V	125€










 <p>3000K</p>	69	10 x 50 watt floodlights PRO SMD LED Waterproof 3000K - luminous flux 5000 lumen - lumen/watt = 100 high lumen - light color warm white 3000K - waterproof IP65 - beam angle 120° - product color black - dimensions 210 x 237mm - material aluminum - frosted matt glass - mounting kit not included - lifespan 30,000 hours - voltage 85-265V - SKU 00790	145€
	70	10 x 50 watt Floodlights PRO SMD LED Waterproof 5000K - luminous flux 5000 lumen - lumen/watt = 100 high lumen - light color daylight 5000K - waterproof IP65 - beam angle 120° - product color black - size 210 x 237mm - material aluminum - frosted matt glass - mounting kit not included - lifespan 30,000 hours - voltage 85-265V - SKU 00791	145€
 <p>3000K</p>	71	4 x 100 watt floodlights PRO SMD LED Waterproof 3000K - luminous flux 10000 lumen - lumen/watt = 100 high lumen - light color warm white 3000K - waterproof IP65 - beam angle 120° - product color black - dimensions 256 x 283mm - material aluminum - frosted matt glass - mounting kit not included - lifespan 30,000 hours - voltage 85-265V - SKU 00792	85€
 <p>3000K</p>	72	10 x 100 watt Floodlights PRO SMD LED Waterproof 3000K - luminous flux 10000 lumen - lumen/watt = 100 high lumen - light color warm white 3000K - waterproof IP65 - beam angle 120° - product color black - dimensions 256 x 283mm - material aluminum - frosted matt glass - mounting kit not included - lifespan 30,000 hours - voltage 85-265V - SKU 00792	215€
 <p>5000K</p>	73	4 x 100 watt floodlights PRO SMD LED Waterproof 5000K - luminous flux 10000 lumen - lumen/watt = 100 high lumen - light color daylight 5000K - waterproof IP65 - beam angle 120° - product color black - dimensions 256 x 283mm - material aluminum - frosted matt glass - mounting kit not included - lifespan 30,000 hours - voltage 85-265V	85€







		- SKU 00793	
	74	10 x 100 watt floodlights PRO SMD LED Waterproof 5000K - luminous flux 10000 lumen - lumen/watt = 100 high lumen - light color daylight 5000K - waterproof IP65 - beam angle 120° - product color black - dimensions 256 x 283mm - material aluminum - frosted matt glass - mounting kit not included - lifespan 30,000 hours - voltage 85-265V - SKU 00793	215€
	75	4 x 100 watt floodlights PRO PHILIPS Chip SMD LED Waterproof 3000K - luminous flux 10000 lumen - lumen/watt = 100 high lumen - light color warm white 3000K - waterproof IP65 - beam angle 120° - product color black - dimensions 256 x 283mm - material aluminum - frosted frosted glass - mounting kit not included - lifespan 30,000 hours - voltage 85-265V	115€
	76	2 x 50 watt floodlights Frosted Glass with motion sensor SMD LED Waterproof 3000K - luminous flux 4000 lumen - lumen/watt 80 - light color warm white 3000K - waterproof IP44 - beam angle 120° - product color black - dimensions 220 x 205 x 25mm - material aluminum - mounting set not included - lifespan 30,000 hours - voltage 170-240V	25€
	77	6 x 50 watt floodlights Frosted Glass with motion sensor SMD LED Waterproof 3000K - luminous flux 4000 lumen - lumen/watt 80 - light color warm white 3000K - waterproof IP44 - beam angle 120° - product color black - dimensions 220 x 205 x 25mm - material aluminum - mounting set not included - lifespan 30,000 hours - voltage 170-240V	70€

	78	2 x 50 watt floodlights Frosted Glass with motion sensor SMD LED Waterproof 5000K - luminous flux 4000 lumen - lumen/watt 80 - light color daylight 5000K - waterproof IP44 - beam angle 120° - product color black - dimensions 220 x 205 x 25mm - material aluminum - mounting set not included included - lifespan 30,000 hours - voltage 170-240V	25€
	79	6 x 50 watt floodlights Frosted Glass with motion sensor SMD LED Waterproof 5000K - luminous flux 4000 lumen - lumen/watt 80 - light color daylight 5000K - waterproof IP44 - beam angle 120° - product color black - dimensions 220 x 205 x 25mm - material aluminum - mounting set not included included - lifespan 30,000 hours - voltage 170-240V	70€
	80	10 x 16 watt 120cm T5 LED light connectable 3000K with on/off switch - luminous flux 1360 lumen - light color warm white 3000K - SMD LED - product color white - dim. 1179 x 22 x 33 mm - material PC and PVC - mounting kit included - lifespan 30,000 hours - beam angle 120° - voltage 165-265V (50/60Hz) - SKU 00673	45€
	81	30 x 16 watt 120cm T5 LED light linkable 3000K with on/off switch - luminous flux 1360 lumen - light color warm white 3000K - SMD LED - product color white - dim. 1179 x 22 x 33 mm - material PC and PVC - mounting kit included - lifespan 30,000 hours - beam angle 120° - voltage 165-265V (50/60Hz) - SKU 00673	130€
	82	10 x 16 watt 120cm T5 LED light linkable 4000K with on/off switch - luminous flux 1360 lumen - light color neutral white 4000K - SMD LED - product color white - dim. 1179 x 22 x 33 mm - material PC and PVC - mounting kit included - lifespan 30,000 hours - beam angle 120° - voltage 165-265V (50/60Hz) - SKU 00674	45€



	83	30 x 16 watt 120cm T5 LED light linkable 4000K with on/off switch - luminous flux 1360 lumen - light color neutral white 4000K - SMD LED - product color white - dim. 1179 x 22 x 33 mm - material PC and PVC - mounting kit included - lifespan 30,000 hours - beam angle 120° - voltage 165-265V (50/60Hz) - SKU 00674	130€
	84	10 x 16 watt 120cm T5 LED light connectable 6000K with on/off switch - luminous flux 1360 lumen - light color daylight 6000K - SMD LED - product color white - dim. 1179 x 22 x 33 mm - material PC and PVC - mounting kit included - lifespan 30,000 hours - beam angle 120° - voltage 165-265V (50/60Hz) - SKU 00675	45€
	85	10 x 36 watt LED Batten light 120cm connectable 3000K - luminous flux 2880 lumen - light color warm white 3000K - SMD LED - IP20 - product color white - dim. 1200 x 25 x 72mm - material rigid - mounting set included - lifespan 30,000 hours - voltage 85-265V (50/60Hz) - max 10 batten lights can be linked together - SKU 00640	70€
	86	10 x 36 watt LED Batten light 120cm connectable 4000K - luminous flux 2880 lumen - light color neutral white 4000K - SMD LED - IP20 - product color white - dim. 1200 x 25 x 72mm - material rigid - mounting kit included - lifespan 30,000 hours - voltage 85-265V (50/60Hz) - max 10 batten lights can be linked together - SKU 00641	70€
	87	25 x 36 watt LED Batten light 120cm connectable 4000K - luminous flux 2880 lumen - light color neutral white 4000K - SMD LED - IP20 - product color white - dim. 1200 x 25 x 72mm - material rigid - mounting kit included - lifespan 30,000 hours - voltage 85-265V (50/60Hz) - max 10 batten lights can be linked together - SKU 00641	170€



	88	10 x 36 watt LED Batten light thin 120cm connectable waterproof 4000K - luminous flux 3600 lumen - SMD LED - light color neutral white 4000K - IP65 waterproof - product color white - dim. 1155 x 28 x 48 mm - material PC - beam angle 120° - mounting set included - lifespan 30,000 hours - voltage 200-240V (50/60Hz) - max 10 batten lights can be linked together - SKU 00666	80€
	89	20 x 36 watt LED Batten light thin 120cm connectable waterproof 4000K - luminous flux 3600 lumen - SMD LED - light color neutral white 4000K - IP65 waterproof - product color white - dim. 1155 x 28 x 48 mm - material PC - beam angle 120° - mounting set included - lifespan 30,000 hours - voltage 200-240V (50/60Hz) - max 10 batten lights can be linked together - SKU 00666	155€
	90	10 x 36 watt LED Batten light thin 120cm connectable waterproof 6000K - luminous flux 3600 lumen - SMD LED - light color daylight 6000K - IP65 waterproof - product color white - dim. 1155 x 28 x 48 mm - material PC - beam angle 120° - mounting kit included - lifespan 30,000 hours - voltage 200-240V (50/60Hz) - max 10 batten lights can be linked together - SKU 00667	80€
	91	20 x 36 watt LED Batten light thin 120cm connectable waterproof 6000K - luminous flux 3600 lumen - SMD LED - light color daylight 6000K - IP65 waterproof - product color white - dim. 1155 x 28 x 48 mm - material PC - beam angle 120° - mounting kit included - lifespan 30,000 hours - voltage 200-240V (50/60Hz) - max 10 batten lights can be linked together - SKU 00667	155€



	92	10 x 40 watt LED Batten light thin 150cm connectable waterproof 4000K - luminous flux 4000 lumen - SMD LED - light color neutral white 4000K - IP65 waterproof - product color white - dim. 1450 x 28 x 48 mm - material PC - beam angle 120° - mounting set included - lifespan 30,000 hours - voltage 200-240V (50/60Hz) - max 10 batten lights can be linked together - SKU 00668	100€
	93	20 x 40 watt LED Batten light thin 150cm connectable waterproof 4000K - luminous flux 4000 lumen - SMD LED - light color neutral white 4000K - IP65 waterproof - product color white - dim. 1450 x 28 x 48 mm - material PC - beam angle 120° - mounting set included - lifespan 30,000 hours - voltage 200-240V (50/60Hz) - max 10 batten lights can be linked together - SKU 00668	195€
	94	10 x 40 watt LED Batten light thin 150cm connectable waterproof 6000K - luminous flux 4000 lumen - SMD LED - light color daylight 6000K - IP65 waterproof - product color white - dim. 1450 x 28 x 48 mm - material PC - beam angle 120° - mounting kit included - lifespan 30,000 hours - voltage 200-240V (50/60Hz) - max 10 batten lights can be linked together - SKU 00669	100€
	95	20 x 40 watt LED Batten light thin 150cm connectable waterproof 6000K - luminous flux 4000 lumen - SMD LED - light color daylight 6000K - IP65 waterproof - product color white - dim. 1450 x 28 x 48 mm - material PC - beam angle 120° - mounting kit included - lifespan 30,000 hours - voltage 200-240V (50/60Hz) - max 10 batten lights can be linked together - SKU 00669	195€
	96	10 x 36 watt LED Batten light 120cm connectable waterproof 4000K - luminous flux 2800 lumen - SMD LED - light color neutral white 4000K - IP65 waterproof - product color white - dim. 1239 x 36 x 61 mm - material PC - beam angle 120° -	90€





		mounting set included - lifespan 30,000 hours - voltage 200-240V (50/60Hz) - max 10 batten lights can be linked together - SKU 00510	
	97	20 x 36 watt LED Batten light 120cm connectable waterproof 4000K - luminous flux 2800 lumen - SMD LED - light color neutral white 4000K - IP65 waterproof - product color white - dim. 1239 x 36 x 61 mm - material PC - beam angle 120° - mounting set included - lifespan 30,000 hours - voltage 200-240V (50/60Hz) - max 10 batten lights can be linked together - SKU 00510	175€
	98	10 x 36 watt LED Batten light 120cm connectable waterproof 6000K - luminous flux 2800 lumen - SMD LED - light color daylight 6000K - IP65 waterproof - product color white - dim. 1239 x 36 x 61 mm - material PC - beam angle 120° - mounting set included - lifespan 30,000 hours - voltage 200-240V (50/60Hz) - max 10 batten lights can be linked together - SKU 00511	90€
	99	20 x 36 watt LED Batten light 120cm connectable waterproof 6000K - luminous flux 2800 lumen - SMD LED - light color daylight 6000K - IP65 waterproof - product color white - dim. 1239 x 36 x 61 mm - material PC - beam angle 120° - mounting set included - lifespan 30,000 hours - voltage 200-240V (50/60Hz) - max 10 batten lights can be linked together - SKU 00511	175€
	100	10 x 48 watt LED Batten light 150cm connectable waterproof 4000K - luminous flux 3800 lumen - SMD LED - light color neutral white 4000K - IP65 waterproof - product color white - dim. 1539 x 36 x 61 mm - material PC - beam angle 120° - mounting set included - lifespan 30,000 hours - voltage 200-240V (50/60Hz) - max 8 batten lights can be linked together - SKU 00512	125€



	101	20 x 48 watt LED Batten light 150cm connectable waterproof 4000K - luminous flux 3800 lumen - SMD LED - light color neutral white 4000K - IP65 waterproof - product color white - dim. 1539 x 36 x 61 mm - material PC - beam angle 120° - mounting set included - lifespan 30,000 hours - voltage 200-240V (50/60Hz) - max 8 batten lights can be linked together - SKU 00512	240€
	102	10 x 48 watt LED Batten light 150cm connectable waterproof 6000K - luminous flux 3800 lumen - SMD LED - light color daylight 6000K - IP65 waterproof - product color white - dim. 1539 x 36 x 61 mm - material PC - beam angle 120° - mounting set included - lifespan 30,000 hours - voltage 200-240V (50/60Hz) - max 8 batten lights can be linked together - SKU 00513	125€
	103	20 x 48 watt LED Batten light 150cm connectable waterproof 6000K - luminous flux 3800 lumen - SMD LED - light color daylight 6000K - IP65 waterproof - product color white - dim. 1539 x 36 x 61 mm - material PC - beam angle 120° - mounting set included - lifespan 30,000 hours - voltage 200-240V (50/60Hz) - max 8 batten lights can be linked together - SKU 00513	240€
	104	10 x 63 watt LED PRO Batten light 150cm waterproof 6000K - luminous flux 5670 lumen - light color daylight 6000K - IP65 waterproof - product color white - dim. 1500 x 82 x 48mm - material PC - mounting kit included - lifespan 30,000 hours - voltage 175-265V - Attention wrong information about wattage and luminous flux on the boxes - SKU 00654	175€
	105	12 x 150cm double LED TL T8 fixtures waterproof - IP54 waterproof - product color gray & white - dim. 1576 x 86 x 55 mm - material ABS and PS - mounting set not included - two T8 Tube inputs - LED tube not included - voltage 220-265V - one side L N connection	150€










	106	24 x 150cm double LED TL T8 fixtures waterproof - IP54 waterproof - product color gray & white - dim. 1576 x 86 x 55 mm - material ABS and PS - mounting set not included - two T8 Tube inputs - LED tube not included - voltage 220-265V - one side L N connection	290€
	107	8 x 60cm Pro double LED TL T8 fixtures waterproof with reflector - IP65 waterproof - product color gray - dim. 680 x 113 x 63mm - material ABS and PC - mounting set included - two T8 tube input - LED tube not included - voltage 220-265V - max 22W - one side L N connection - SKU 00600	65€
	108	16 x 60cm Pro double LED TL T8 fixtures waterproof with reflector - IP65 waterproof - product color gray - dim. 680 x 113 x 63mm - material ABS and PC - mounting set included - two T8 tube input - LED tube not included - voltage 220-265V - max 22W - one side L N connection - SKU 00600	125€
	109	8 x 150cm Pro double LED TL T8 fixtures waterproof with reflector - IP65 waterproof - product color gray - dim. 1586 x 113 x 63mm - material ABS and PC - mounting set included - two T8 tube input - LED tube not included - voltage 220-265V - max 56W - one side L N connection - SKU 00602	145€
 SERIAL CONNECTION	110	8 x 120cm Pro double LED TL T8 luminaires linkable - with reflector - IP65 waterproof - max 10 luminaires can be linked together using min. 1mm <sup>2</sup> wire - product color gray - dim. 1306 x 113 x 63mm - material ABS and PC - mounting kit included - two T8 tube input - LED tube not included - voltage 220-265V - max 44W - one side L N connection - SKU 00603	140€










 <p>SERIAL CONNECTION</p>	111	8 x 150cm Pro double LED TL T8 luminaires linkable - with reflector - IP65 waterproof - max 12 luminaires can be linked together using min 1mm <sup>2</sup> wire - product color gray - dim. 1606 x 113 x 63mm - material ABS and PC - mounting set included - two T8 tube input - LED tube not included - voltage 220-265V - max 56W - one side L N connection - SKU 00604	160€
	112	8 x 60cm Pro Design double LED TL T8 fixtures waterproof white with reflector - IP65 waterproof - product color white - dim. 683 x 138 x 84mm - material PC & iron reflector - mounting set included - two T8 Tube input - LED TL Tube not included - voltage 220-240V - one side L N connection - max 18 watt - SKU 00650	90€
	113	8 x 60cm Pro Design double LED TL T8 fixtures waterproof black with reflector - IP65 waterproof - product color black - dim. 683 x 138 x 84mm - material PC & iron reflector - mounting set included - two T8 Tube input - LED TL Tube not included - voltage 220-240V - one side L N connection - max 18 watt - SKU 00650	90€
	114	8 x 120cm Pro Design double LED TL T8 fixtures waterproof white with reflector - IP65 waterproof - product color white - dim. 1289 x 138 x 84mm - material PC & iron reflector - mounting set included - two T8 Tube input - LED TL Tube not included - voltage 220-240V - one side L N connection - max 36 watt - SKU 00652	140€
	115	200 x Connection terminal 2-fold fire-resistant - welding terminal 0.08-2.5mm <sup>2</sup> wire thickness - max 250V 32A - Connector suitable for indoor cable installation - dimensions 14.5 x 12.7 x 20.8mm - operating temperature up to 110C° - SKU 802	140€



	116	30 x 8 watt LED TL Tubes LED 60cm G13 T8 4200K - luminous flux 800 lumen - SMD LED - lumen/watt 100 (high lumen) - light color neutral white 4200K - beam angle 195° - product color white - dim. Ø 26 x 600mm - material glass - lifespan 25,000 hours - voltage 170-265V - fed on one side	60€
	117	30 x 8 watt LED TL Tubes LED 60cm G13 T8 6400K - luminous flux 800 lumen - SMD LED - lumen/watt 100 (high lumen) - light color daylight 6400K - beam angle 195° - product color white - dim. Ø 26 x 600mm - material glass - lifespan 25,000 hours - voltage 170-265V - fed on one side	60€
	118	30 x 16 watt LED TL Tubes LED 120cm G13 T8 4200K - luminous flux 1600 lumen - SMD LED - lumen/watt 100 (high lumen) - light color neutral white 4200K - beam angle 195° - product color white - dim. Ø 26 x 1200mm - material glass - lifespan 25,000 hours - voltage 170-265V - fed on one side	75€
	119	30 x 16 watt LED TL Tubes LED 120cm G13 T8 6400K - luminous flux 1600 lumen - SMD LED - lumen/watt 100 (high lumen) - light color daylight 6400K - beam angle 195° - product color white - dim. Ø 26 x 1200mm - material glass - lifespan 25,000 hours - voltage 170-265V - fed on one side	75€
	120	30 x 22 watt LED TL Tubes LED 150cm G13 T8 4200K - luminous flux 2200 lumen - SMD LED - lumen/watt 100 (high lumen) - light color neutral white 4200K - beam angle 195° - product color white - dim. Ø 26 x 1500mm - material glass - lifespan 25,000 hours - voltage 170-265V - fed on one side	105€






	121	60 x 22 watt LED TL Tubes LED 150cm G13 T8 4200K - luminous flux 2200 lumen - SMD LED - lumen/watt 100 (high lumen) - light color neutral white 4200K - beam angle 195° - product color white - dim. Ø 26 x 1500mm - material glass - lifespan 25,000 hours - voltage 170-265V - fed on one side	205€
	122	30 x 22 watt LED TL Tubes LED 150cm G13 T8 6400K - luminous flux 2200 lumen - SMD LED - lumen/watt 100 (high lumen) - light color daylight 6400K - beam angle 195° - product color white - dim. Ø 26 x 1500mm - material glass - lifespan 25,000 hours - voltage 170-265V - fed on one side	105€
	123	60 x 22 watt LED TL Tubes LED 150cm G13 T8 6400K - luminous flux 2200 lumen - SMD LED - lumen/watt 100 (high lumen) - light color daylight 6400K - beam angle 195° - product color white - dim. Ø 26 x 1500mm - material glass - lifespan 25,000 hours - voltage 170-265V - fed on one side	205€
 	124	200 x Connection terminal 2-way fire-resistant - welding terminal 0.08-2.5mm <sup>2</sup> wire thickness - max 250V 32A - Connector suitable for indoor cable installation - dimensions 14.5 x 12.7 x 20.8mm - operating temperature up to 110C° - SKU 802	25€
 	125	500 x Connection terminal 2-way fire-resistant - welding terminal 0.08-2.5mm <sup>2</sup> wire thickness - max 250V 32A - Connector suitable for indoor cable installation - dimensions 14.5 x 12.7 x 20.8mm - operating temperature up to 110C° - SKU 802	60€
 	126	200 x Connection terminal 3-way fire-resistant - welding terminal 0.08-2.5mm <sup>2</sup> wire thickness - max 250V 32A - Connector suitable for indoor cable installation - dimensions 14.5 x 17.3 x 20.8mm - operating temperature up to 110C° - SKU 803	40€



	127	500 x Connection terminal 3-way fire-resistant - welding terminal 0.08-2.5mm <sup>2</sup> wire thickness - max 250V 32A - Connector suitable for indoor cable installation - dimensions 14.5 x 17.3 x 20.8mm - operating temperature up to 110C° - SKU 803	97€
	128	200 x Wire connector connection terminal 2x2 fold colored fire resistant - welding terminal 0.08-2.5mm <sup>2</sup> wire thickness - max 250V 32A - Connector suitable for indoor cable installation and cable connection - size 14.5 x 13.6 x 39.7mm - operating temperature up to 110C° - SKU 805	70€
	129	500 x Wire connector connection terminal 2x2 fold colored fire resistant - welding terminal 0.08-2.5mm <sup>2</sup> wire thickness - max 250V 32A - Connector suitable for indoor cable installation and cable connection - size 14.5 x 13.6 x 39.7mm - operating temperature up to 110C° - SKU 805	170€
	130	200 x Wire connector connection terminal 3x3 fold colored fire resistant - welding terminal 0.08-2.5mm <sup>2</sup> wire thickness - max 250V 32A - Connector suitable for indoor cable installation and cable connection - size 14.5 x 18.6 x 39.7mm - operating temperature up to 110C° - SKU 806	100€
	131	500 x Wire connector connection terminal 3x3 fold colored fire resistant - welding terminal 0.08-2.5mm <sup>2</sup> wire thickness - max 250V 32A - Connector suitable for indoor cable installation and cable connection - size 14.5 x 18.6 x 39.7mm - operating temperature up to 110C° - SKU 806	245€
 	132	20 x Cable connector 3 core waterproof fire resistant - sealing IP68 - 4-8mm cable thickness - max 1.5mm <sup>2</sup> wire thickness - max 250V 24A - Connector suitable for outdoor cable installation and 1,2,3 core cables - size Ø 21.5 x 76mm - operating temperature -40C° up to 105C° - SKU 800	52€



	133	40 x Cable connector 3 core waterproof fire resistant - sealing IP68 - 4-8mm cable thickness - max 1.5mm <sup>2</sup> wire thickness - max 250V 24A - Connector suitable for outdoor cable installation and 1,2,3 core cables - size Ø 21.5 x 76mm - operating temperature -40C° up to 105C° - SKU 800	100€
	134	20 x T-piece cable connector 3 core waterproof fire resistant - sealing IP68 - 4-10mm cable thickness - max 1.5mm <sup>2</sup> wire thickness - max 250V 24A - Connector suitable for outdoor cable installation and 1,2,3 core cables - dimensions Ø 25.1 x 92 x 62mm - operating temperature -40C° to 105C° - SKU 801	80€
	135	40 x T-piece cable connector 3 core waterproof fire resistant - sealing IP68 - 4-10mm cable thickness - max 1.5mm <sup>2</sup> wire thickness - max 250V 24A - Connector suitable for outdoor cable installation and 1,2,3 core cables - dimensions Ø 25.1 x 92 x 62mm - operating temperature -40C° to 105C° - SKU 801	155€