



**CATALOG**  
LED INDUSTRIAL LIGHTS


auctim.com



auctim.com



auctim.com



**DESCRIPTION**

New LED lighting: floodlights, high bays, fluorescent fixtures and much more.

**START**

1 december 2022 to 09:00

**END DATE**

12 december 2022 from 16:30

**VIEWING**

- Monday December 05 2022 from 10:00 until 12:00  
2870 PUURS, RIJKSWEG 19

**AUCTIM PARTNER**

**MOYERSOEN NV**

Helststraat 47, 2630 Aartselaar, Belgium  
+32 3 827 21 31 - info.moyersoen@auctim.be  
BTW BE 0452.153.622




**ISSUE - COLLECTION**

- Friday December 16 2022 from 10:00 until 12:00  
2870 PUURS, RIJKSWEG 19


**Online bidding only!**

Catalog created on 12 december 2022 to 04:02



|   | Item | Description   | Start price |
|---|------|---|-------------|
|    | 1    | 4 x 50 watt SMD LED Standard Street lighting 3000K Waterproof - luminous flux 5000 lumen - lumen/watt 100 high lumen - light color warm white 3000K - waterproof IP65 - beam angle 90° - with lens - product color black and gray - dim. 460 x 190 x 60mm - material aluminum - mounting kit not included - lifespan 30,000 hours - voltage 85-265V | 90€         |
|    | 2    | 8 x 50 watt SMD LED Standard Street lighting 3000K Waterproof - luminous flux 5000 lumen - lumen/watt 100 high lumen - light color warm white 3000K - waterproof IP65 - beam angle 90° - with lens - product color black and gray - dim. 460 x 190 x 60mm - material aluminum - mounting kit not included - lifespan 30,000 hours - voltage 85-265V | 175€        |
|  | 3    | 4 x 50 watt SMD LED Standard Street lighting 5000K Waterproof - luminous flux 5000 lumen - lumen/watt 100 high lumen - light color daylight 5000K - waterproof IP65 - beam angle 90° - with lens - product color black and gray - dim. 460 x 190 x 60mm - material aluminum - mounting kit not included - lifespan 30,000 hours - voltage 85-265V   | 90€         |
|  | 4    | 8 x 50 watt SMD LED Standard Street lighting 5000K Waterproof - luminous flux 5000 lumen - lumen/watt 100 high lumen - light color daylight 5000K - waterproof IP65 - beam angle 90° - with lens - product color black and gray - dim. 460 x 190 x 60mm - material aluminum - mounting kit not included - lifespan 30,000 hours - voltage 85-265V   | 175€        |








|   |   |   |      |
|---|---|---|------|
|    | 5 | 2 x 100 watt SMD LED Standard Street lighting 3000K Waterproof - luminous flux 10000 lumen - lumen/watt 100 high lumen - light color warm white 3000K - waterproof IP65 - beam angle 90° - with lens - product color black and gray - dim. 520 x 210 x 67mm - material aluminum - mounting kit not included - lifespan 30,000 hours - voltage 85-265V | 65€  |
|    | 6 | 6 x 100 watt SMD LED Standard Street lighting 3000K Waterproof - luminous flux 10000 lumen - lumen/watt 100 high lumen - light color warm white 3000K - waterproof IP65 - beam angle 90° - with lens - product color black and gray - dim. 520 x 210 x 67mm - material aluminum - mounting kit not included - lifespan 30,000 hours - voltage 85-265V | 190€ |
|  | 7 | 2 x 100 watt SMD LED Street lighting 5000K Waterproof - luminous flux 10000 lumen - lumen/watt 100 high lumen - light color daylight 5000K - waterproof IP65 - beam angle 90° - with lens - product color black and gray - dim. 520 x 210 x 67mm - material aluminum - mounting kit not included - lifespan 30,000 hours - voltage 85-265V            | 65€  |
|  | 8 | 6 x 100 watt SMD LED Street lighting 5000K Waterproof - luminous flux 10000 lumen - lumen/watt 100 high lumen - light color daylight 5000K - waterproof IP65 - beam angle 90° - with lens - product color black and gray - dim. 520 x 210 x 67mm - material aluminum - mounting kit not included - lifespan 30,000 hours - voltage 85-265V            | 190€ |
|  | 9 | 2 x 150 watt SMD LED Standard Street lighting 3000K Waterproof - luminous flux 15000 lumen - lumen/watt 100 high lumen - light color warm white 3000K - waterproof IP65 - beam angle 90° - with lens - product color black and gray - dim. 630 x 230 x 70mm - material aluminum - mounting kit  | 95€  |



|   |    |  |      |
|---|----|--|------|
|   |    | not included - lifespan 30,000 hours - voltage 85-265V   |      |
|    | 10 | 6 x 150 watt SMD LED Standard Street lighting 3000K Waterproof - luminous flux 15000 lumen - lumen/watt 100 high lumen - light color warm white 3000K - waterproof IP65 - beam angle 90° - with lens - product color black and gray - dim. 630 x 230 x 70mm - material aluminum - mounting kit not included - lifespan 30,000 hours - voltage 85-265V                  | 275€ |
|    | 11 | 4 x 50W Street Lighting PRO Philips Chip SMD LED Waterproof 3000K - luminous flux 5500 lumen - lumen/watt 110 high lumen - light color warm white 3000K - waterproof IP65 - beam angle 90° - with lens - product color black - with lens - dim. 460 x 190 x 60mm - material aluminum - mounting kit not included - lifespan 30,000 hours - voltage 85-265V - SKU 00502 | 125€ |
|  | 12 | 8 x 50W Street Lighting PRO Philips Chip SMD LED Waterproof 3000K - luminous flux 5500 lumen - lumen/watt 110 high lumen - light color warm white 3000K - waterproof IP65 - beam angle 90° - with lens - product color black - with lens - dim. 460 x 190 x 60mm - material aluminum - mounting kit not included - lifespan 30,000 hours - voltage 85-265V - SKU 00502 | 225€ |
|  | 13 | 4 x 50W Street Lighting PRO Philips Chip SMD LED Waterproof 5000K - luminous flux 5500 lumen - lumen/watt 110 high lumen - light color daylight 5000K - waterproof IP65 - beam angle 90° - with lens - product color black - with lens - dim. 460 x 190 x 60mm - material aluminum - mounting kit not included - lifespan 30,000 hours - voltage 85-265V - SKU 00503   | 115€ |



|   |    |  |      |
|---|----|--|------|
|    | 14 | 8 x 50W Street Lighting PRO Philips Chip SMD LED Waterproof 5000K - luminous flux 5500 lumen - lumen/watt 110 high lumen - light color daylight 5000K - waterproof IP65 - beam angle 90° - with lens - product color black - with lens - dim. 460 x 190 x 60mm - material aluminum - mounting kit not included - lifespan 30,000 hours - voltage 85-265V - SKU 00503 | 225€ |
|    | 15 | 2 x 100W Street Lighting PRO Philips Chip SMD LED Waterproof 3000K - luminous flux 11000 lumen - lumen/watt 110 high lumen - light color warm white 3000K - waterproof IP65 - beam angle 90° - with lens - product color black - dim. 520 x 210 x 67mm - material aluminum - mounting kit not included - lifespan 30,000 hours - voltage 85-265V - SKU 00504         | 75€  |
|  | 16 | 6 x 100W Street Lighting PRO Philips Chip SMD LED Waterproof 3000K - luminous flux 11000 lumen - lumen/watt 110 high lumen - light color warm white 3000K - waterproof IP65 - beam angle 90° - with lens - product color black - dim. 520 x 210 x 67mm - material aluminum - mounting kit not included - lifespan 30,000 hours - voltage 85-265V - SKU 00504         | 220€ |
|  | 17 | 2 x 100W Street Lighting PRO Philips Chip SMD LED Waterproof 5000K - luminous flux 11000 lumen - lumen/watt 110 high lumen - light color daylight 5000K - waterproof IP65 - beam angle 90° - with lens - product color black - dim. 520 x 210 x 67mm - material aluminum - mounting kit not included - lifespan 30,000 hours - voltage 85-265V - SKU 00505           | 75€  |
|  | 18 | 6 x 100W Street Lighting PRO Philips Chip SMD LED Waterproof 5000K - luminous flux 11000 lumen - lumen/watt 110 high lumen - light color daylight 5000K - waterproof IP65 - beam angle 90° - with lens - product color black - dim. 520 x 210 x 67mm - material aluminum - mounting kit  | 220€ |







|   |    |  |      |
|---|----|--|------|
|   |    | not included - lifespan 30,000 hours - voltage 85-265V - SKU 00505   |      |
|    | 19 | 2 x 150 watt SMD LED PRO Philips Chip Street lighting 3000K Waterproof - luminous flux 16500 lumen - lumen/watt 110 high lumen - light color warm white 3000K - waterproof IP65 - beam angle 90° - with lens - product color black - dim. 630 x 230 x 70mm - material aluminum - mounting kit not included - lifespan 30,000 hours - voltage 85-265V - SKU 00506   | 115€ |
|    | 20 | 1 x 20 watt Solar Street lighting PRO Philips Chip with remote control - light color 5000 Kelvin - waterproof IP65 - SMD LED - luminous flux 2200 lumen - product color black - voltage 85-265V - lifespan 20,000 hours - dimensions 365 x 190 mm - beam angle 90° - aluminum housing and glass - dim solar panel 347 x 606mm - solar panel power 25W voltage 6V - battery 3.2V 15A works 4 hours 100% and 4 hours 50% - wall mount not included - including iron wall bracket black - diam Ø 60 x 500mm 113° angle - SKU 776    | 85€  |
|  | 21 | 2 x 20 watt Solar Street lighting PRO Philips Chip with remote control - light color 5000 Kelvin - waterproof IP65 - SMD LED - luminous flux 2200 lumen - product color black - voltage 85-265V - lifespan 20,000 hours - dimensions 365 x 190 mm - beam angle 90° - aluminum housing and glass - dim solar panel 347 x 606mm - solar panel power 25W voltage 6V - battery 3.2V 15A works 4 hours 100% and 4 hours 50% - wall mounting not included - including iron wall bracket black - diam Ø 60 x 500mm 113° angle - SKU 776 | 170€ |
|  | 22 | 2 x 50 watt Street lighting SMD LED with photocell sensor 3000K Waterproof - luminous flux 5000 lumen - lumen/watt 100 high lumen - light color warm white 3000K - waterproof IP65 - with photocell sensor day off/night on - beam angle 90° - product color black and gray - dim. 460 x 190 x 100 mm - material aluminum - mounting kit   | 70€  |












|   |    |   |      |
|---|----|---|------|
|   |    | not included - lifespan 30,000 hours - voltage 85-265V - SKU 769  |      |
|    | 23 | 2 x 50 watt Street lighting SMD LED with photocell sensor 5000K Waterproof - luminous flux 5000 lumen - lumen/watt 100 high lumen - light color daylight 5000K - waterproof IP65 - with photocell sensor day off/night on - beam angle 90° - product color black and gray - dim. 460 x 190 x 100 mm - material aluminum - mounting kit not included - lifespan 30,000 hours - voltage 85-265V - SKU 770             | 70€  |
|    | 24 | 2 x 100 watt Street lighting SMD LED with photocell sensor 3000K Waterproof - luminous flux 10000 lumen - lumen/watt 100 high lumen - light color warm white 3000K - waterproof IP65 - with photocell sensor day off/night on - beam angle 90° - product color black and gray - dim. 520 x 210 x 100 mm - material aluminum - mounting kit not included - lifespan 30,000 hours - voltage 85-265V - SKU 771         | 100€ |
|  | 25 | 2 x 100 watt Street lighting SMD LED with photocell sensor 5000K Waterproof - luminous flux 10000 lumen - lumen/watt 100 high lumen - light color daylight 5000K - waterproof IP65 - with photocell sensor day off/night on - beam angle 90° - product color black and gray - dim. 520 x 210 x 100 mm - material aluminum - mounting kit not included - lifespan 30,000 hours - voltage 85-265V - SKU 408           | 100€ |
|  | 26 | 4 x 50 watt Street Lighting PRO Philips Chip with photocell sensor Waterproof 3000K - luminous flux 5500 lumen - lumen/watt 110 high lumen - light color warm white 3000K - waterproof IP65 - with photocell sensor day off/night on - beam angle 90° - product color black - with lens - dim. 460 x 190 x 60mm - material aluminum - mounting kit not included - lifespan 30,000 hours - voltage 85-265V - SKU 772 | 155€ |





|  |    |   |      |
|--|----|---|------|
|  <p>110LM/W<br/>HIGH LUMEN<br/>PHILIPS<br/>ILED INSIDE<br/>IP65<br/>WATERPROOF</p> <p>FOTOCCEL<br/>SENSOR</p> <p>OFF ON</p>   | 27 | 4 x 50 watt Street Lighting PRO Philips Chip with photocell sensor Waterproof 5000K - luminous flux 5500 lumen - lumen/watt 110 high lumen - light color daylight 5000K - waterproof IP65 - with photocell sensor day off/night on - beam angle 90° - product color black - with lens - dim. 460 x 190 x 60mm - material aluminum - mounting kit not included - lifespan 30,000 hours - voltage 85-265V - SKU 773       | 155€ |
|  <p>110LM/W<br/>HIGH LUMEN<br/>PHILIPS<br/>ILED INSIDE<br/>IP65<br/>WATERPROOF</p> <p>FOTOCCEL<br/>SENSOR</p> <p>OFF ON</p>   | 28 | 2 x 100 watt Street Lighting PRO Philips Chip with photocell sensor Waterproof 3000K - luminous flux 11000 lumen - lumen/watt 110 high lumen - light color warm white 3000K - waterproof IP65 - with photocell sensor day off/night on - beam angle 90° - product color black - with lens - dim. 520 x 210 x 100 mm - material aluminum - mounting kit not included - lifespan 30,000 hours - voltage 85-265V - SKU 775 | 110€ |
|  <p>110LM/W<br/>HIGH LUMEN<br/>PHILIPS<br/>ILED INSIDE<br/>IP65<br/>WATERPROOF</p> <p>FOTOCCEL<br/>SENSOR</p> <p>OFF ON</p> | 29 | 2 x 100 watt Street Lighting PRO Philips Chip with photocell sensor Waterproof 5000K - luminous flux 11000 lumen - lumen/watt 110 high lumen - light color daylight 5000K - waterproof IP65 - with photocell sensor day off/night on - beam angle 90° - product color black - with lens - dim. 520 x 210 x 100 mm - material aluminum - mounting kit not included - lifespan 30,000 hours - voltage 85-265V - SKU 774   | 110€ |
|   | 30 | 6 x Wall bracket for street lighting 25cm sand black - color sand gray - material iron - diam Ø 60mm x 250mm - 113° angle - mounting set included - lamp not included   | 40€  |
|   | 31 | 10 x Wall bracket for street lighting 25cm sand black - color sand gray - material iron - diam Ø 60mm x 250mm - 113° angle - mounting set included - lamp not included  | 65€  |









|   |    |   |      |
|---|----|---|------|
|    | 32 | 16 x Wall bracket for street lighting 25cm sand black - color sand gray - material iron - diam Ø 60mm x 250mm - 113° angle - mounting set included - lamp not included  | 100€ |
|    | 33 | 6 x Wall bracket for street lighting 25cm sand gray - color sand gray - material iron - diam Ø 60mm x 250mm - 113° angle - mounting set included - lamp not included    | 40€  |
|    | 34 | 10 x Wall bracket for street lighting 25cm sand gray - color sand gray - material iron - diam Ø 60mm x 250mm - 113° angle - mounting set included - lamp not included   | 65€  |
|  | 35 | 16 x Wall bracket for street lighting 25cm sand gray - color sand gray - material iron - diam Ø 60mm x 250mm - 113° angle - mounting set included - lamp not included   | 100€ |
|  | 36 | 6 x Tilttable Wall bracket for street lighting 16 cm sand black - color black - material iron - diam Ø 60mm x 160 mm - mounting included - lamp not included - SKU 781  | 50€  |
|  | 37 | 10 x Tilttable Wall bracket for street lighting 16 cm sand black - color black - material iron - diam Ø 60mm x 160 mm - mounting included - lamp not included - SKU 781 | 80€  |
|  | 38 | 16 x Tilttable Wall bracket for street lighting 16 cm sand black - color black - material iron - diam Ø 60mm x 160 mm - mounting included - lamp not included - SKU 781 | 125€ |



|   |    |  |      |
|---|----|--|------|
|    | 39 | 6 x Tilttable Wall bracket for Street lighting 16 cm sand gray - color gray - material iron - diam Ø 60mm x 160 mm - mounting included - lamp not included - SKU 781   | 40€  |
|    | 40 | 10 x Tilttable Wall bracket for street lighting 16 cm sand gray - color gray - material iron - diam Ø 60mm x 160 mm - mounting included - lamp not included - SKU 781  | 65€  |
|    | 41 | 16 x Tilttable Wall bracket for street lighting 16 cm sand gray - color gray - material iron - diam Ø 60mm x 160 mm - mounting included - lamp not included - SKU 781  | 100€ |
|  | 42 | 10 x 100 watt LED UFO Highbay SLIM Design Waterproof 3000K - luminous flux 11000 lumen SMD LED - lumen/watt 110 high lumen - light color warm white 3000K - waterproof IP65 - Linear IC driver included - beam angle 90° - product color sand black - diam Ø 270 x 37mm - material aluminum - mounting kit not included - lifespan 30,000 hours - voltage 200-240V - PF >0.9 - CRI >80 - SKU 00870 - it can show 5% difference in watts and lumens | 250€ |
|  | 43 | 20 x 100 watt LED UFO Highbay SLIM Design Waterproof 3000K - luminous flux 11000 lumen SMD LED - lumen/watt 110 high lumen - light color warm white 3000K - waterproof IP65 - Linear IC driver included - beam angle 90° - product color sand black - diam Ø 270 x 37mm - material aluminum - mounting kit not included - lifespan 30,000 hours - voltage 200-240V - PF >0.9 - CRI >80 - SKU 00870 - it can show 5% difference in watts and lumens | 490€ |







|   |    |   |      |
|---|----|---|------|
|    | 44 | 10 x 100 watt LED UFO Highbay SLIM Design Waterproof 4000K - luminous flux 11000 lumen SMD LED - lumen/watt 110 high lumen - light color neutral white 4000K - waterproof IP65 - Linear IC driver included - beam angle 90° - product color sand black - diam Ø 270 x 37mm - material aluminum - mounting kit not included - lifespan 30,000 hours - voltage 200-240V - PF >0.9 - CRI >80 - SKU 00871 - it can show 5% difference in watts and lumens | 250€ |
|    | 45 | 20 x 100 watt LED UFO Highbay SLIM Design Waterproof 4000K - luminous flux 11000 lumen SMD LED - lumen/watt 110 high lumen - light color neutral white 4000K - waterproof IP65 - Linear IC driver included - beam angle 90° - product color sand black - diam Ø 270 x 37mm - material aluminum - mounting kit not included - lifespan 30,000 hours - voltage 200-240V - PF >0.9 - CRI >80 - SKU 00871 - it can show 5% difference in watts and lumens | 490€ |
|  | 46 | 20 x 100 watt LED UFO Highbay SLIM Design Waterproof 6000K - luminous flux 11000 lumen SMD LED - lumen/watt 110 high lumen - light color daylight 6000K - waterproof IP65 - Linear IC driver included - beam angle 90° - product color sand black - diam Ø 270 x 37mm - material aluminum - mounting kit not included - lifespan 30,000 hours - voltage 200-240V - PF >0.9 - CRI >80 - SKU 00872 - it can show 5% difference in watts and lumens      | 490€ |
|  | 47 | 40 x 100 watt LED UFO Highbay SLIM Design Waterproof 6000K - luminous flux 11000 lumen SMD LED - lumen/watt 110 high lumen - light color daylight 6000K - waterproof IP65 - Linear IC driver included - beam angle 90° - product color sand black - diam Ø 270 x 37mm - material aluminum - mounting kit not included - lifespan 30,000 hours - voltage 200-240V - PF >0.9 - CRI >80 - SKU 00872 - it can show 5% difference in watts and lumens      | 950€ |







|   |    |   |      |
|---|----|---|------|
|    | 48 | 10 x 150 watt LED UFO Highbay SLIM Design Waterproof 3000K - luminous flux 16500 lumen SMD LED - lumen/watt 110 high lumen - light color warm white 3000K - waterproof IP65 - Linear IC driver included - beam angle 90° - product color sand black - diam Ø 312 x 41mm - material aluminum - mounting kit not included - lifespan 30,000 hours - voltage 200-240V - PF >0.9 - CRI >80 - SKU 00873 - it can show 5% difference in watts and lumens    | 320€ |
|    | 49 | 20 x 150 watt LED UFO Highbay SLIM Design Waterproof 3000K - luminous flux 16500 lumen SMD LED - lumen/watt 110 high lumen - light color warm white 3000K - waterproof IP65 - Linear IC driver included - beam angle 90° - product color sand black - diam Ø 312 x 41mm - material aluminum - mounting kit not included - lifespan 30,000 hours - voltage 200-240V - PF >0.9 - CRI >80 - SKU 00873 - it can show 5% difference in watts and lumens    | 630€ |
|  | 50 | 10 x 150 watt LED UFO Highbay SLIM Design Waterproof 4000K - luminous flux 16500 lumen SMD LED - lumen/watt 110 high lumen - light color neutral white 4000K - waterproof IP65 - Linear IC driver included - beam angle 90° - product color sand black - diam Ø 312 x 41mm - material aluminum - mounting kit not included - lifespan 30,000 hours - voltage 200-240V - PF >0.9 - CRI >80 - SKU 00874 - it can show 5% difference in watts and lumens | 320€ |
|  | 51 | 20 x 150 watt LED UFO Highbay SLIM Design Waterproof 4000K - luminous flux 16500 lumen SMD LED - lumen/watt 110 high lumen - light color neutral white 4000K - waterproof IP65 - Linear IC driver included - beam angle 90° - product color sand black - diam Ø 312 x 41mm - material aluminum - mounting kit not included - lifespan 30,000 hours - voltage 200-240V - PF >0.9 - CRI >80 - SKU 00874 - it can show 5% difference in watts and lumens | 630€ |








|   |    |   |      |
|---|----|---|------|
|    | 52 | <p>10 x 150 watt LED UFO Highbay SLIM Design<br/>Waterproof 6000K - luminous flux 16500 lumen<br/>SMD LED - lumen/watt 110 high lumen - light color<br/>daylight 6000K - waterproof IP65 - Linear IC driver<br/>included - beam angle 90° - product color sand<br/>black - diam Ø 312 x 41mm - material aluminum -<br/>mounting kit not included - lifespan 30,000 hours<br/>- voltage 200-240V - PF &gt;0.9 - CRI &gt;80 - SKU<br/>00875 - it can show 5% difference in watts and<br/>lumens</p>   | 320€ |
|    | 53 | <p>30 x 150 watt LED UFO Highbay SLIM Design<br/>Waterproof 6000K - luminous flux 16500 lumen<br/>SMD LED - lumen/watt 110 high lumen - light color<br/>daylight 6000K - waterproof IP65 - Linear IC driver<br/>included - beam angle 90° - product color sand<br/>black - diam Ø 312 x 41mm - material aluminum -<br/>mounting kit not included - lifespan 30,000 hours<br/>- voltage 200-240V - PF &gt;0.9 - CRI &gt;80 - SKU<br/>00875 - it can show 5% difference in watts and<br/>lumens</p>   | 930€ |
|  | 54 | <p>10 x 200 watt LED UFO Highbay SLIM Design<br/>Waterproof 3000K - luminous flux 22000 lumen<br/>SMD LED - lumen/watt 110 high lumen - light color<br/>warm white 3000K - waterproof IP65 - Linear IC<br/>driver included - beam angle 90° - product color<br/>sand black - diam Ø 378 x 41mm - material<br/>aluminum - mounting kit not included - lifespan<br/>30,000 hours - voltage 200-240V - PF &gt;0.9 - CRI<br/>&gt;80 - SKU 00876 - it can show 5% difference in<br/>watts and lumens</p> | 400€ |
|  | 55 | <p>20 x 200 watt LED UFO Highbay SLIM Design<br/>Waterproof 3000K - luminous flux 22000 lumen<br/>SMD LED - lumen/watt 110 high lumen - light color<br/>warm white 3000K - waterproof IP65 - Linear IC<br/>driver included - beam angle 90° - product color<br/>sand black - diam Ø 378 x 41mm - material<br/>aluminum - mounting kit not included - lifespan<br/>30,000 hours - voltage 200-240V - PF &gt;0.9 - CRI<br/>&gt;80 - SKU 00876 - it can show 5% difference in<br/>watts and lumens</p> | 790€ |



|   |    |   |        |
|---|----|---|--------|
|    | 56 | 10 x 200 watt LED UFO Highbay SLIM Design Waterproof 4000K - luminous flux 22000 lumen SMD LED - lumen/watt 110 high lumen - light color neutral white 4000K - waterproof IP65 - Linear IC driver included - beam angle 90° - product color sand black - diam Ø 378 x 41mm - material aluminum - mounting kit not included - lifespan 30,000 hours - voltage 200-240V - PF >0.9 - CRI >80 - SKU 00877 - it can show 5% difference in watts and lumens | 400€   |
|    | 57 | 10 x 200 watt LED UFO Highbay SLIM Design Waterproof 6000K - luminous flux 22000 lumen SMD LED - lumen/watt 110 high lumen - light color daylight 6000K - waterproof IP65 - Linear IC driver included - beam angle 90° - product color sand black - diam Ø 378 x 41mm - material aluminum - mounting kit not included - lifespan 30,000 hours - voltage 200-240V - PF >0.9 - CRI >80 - SKU 00878 - it can show 5% difference in watts and lumens      | 400€   |
|  | 58 | 30 x 200 watt LED UFO Highbay SLIM Design Waterproof 6000K - luminous flux 22000 lumen SMD LED - lumen/watt 110 high lumen - light color daylight 6000K - waterproof IP65 - Linear IC driver included - beam angle 90° - product color sand black - diam Ø 378 x 41mm - material aluminum - mounting kit not included - lifespan 30,000 hours - voltage 200-240V - PF >0.9 - CRI >80 - SKU 00878 - it can show 5% difference in watts and lumens      | 1.170€ |
|  | 59 | 4 x 100 watt SMD LED UFO Highbay Standard Waterproof 5000K - luminous flux 10000 lumen - lumen/watt 100 high lumen - light color daylight 5000K - Flicker Free - waterproof IP65 - beam angle 90° - with lens - product color black - diam Ø 300 x 150mm - material aluminum - mounting set not included - lifespan 30,000 hours - voltage 85-265V - PF >0.9 - CRI >80  | 155€   |





|   |    |   |      |
|---|----|---|------|
|  <p>130 LM/W<br/>HIGH LUMEN<br/>PHILIPS<br/>LED INSIDE<br/>LiFud<br/>LED DRIVER<br/>IP 65<br/>WATERPROOF</p> | 60 | 4 x 100 watt SMD LED PHILIPS Chip UFO Highbay PRO Waterproof 6000K - luminous flux 13000 lumen - lumen/watt 130 high lumen - light color daylight 6000K - waterproof IP65 - with LiFud LED Driver - with lens - beam angle 90° - product color black - Ø 300 x 150mm - material aluminum - mounting set not included - lifespan 50,000 hours - voltage 220-240V - PF >0.9 - CRI >80 | 245€ |
|    | 61 | 20 x 10 watt floodlights Frosted Glass SMD LED Waterproof 3000K - luminous flux 800 lumen - lumen/watt 80 - light color warm white 3000K - waterproof IP65 - beam angle 120° - product color black - dimensions 105 x 85 x 30mm - material aluminum - mounting set not included - lifespan 30,000 hours - voltage 200-240V - SKU 0781   | 50€  |
|    | 62 | 20 x 10 watt floodlights Frosted Glass SMD LED Waterproof 5000K - luminous flux 800 lumen - lumen/watt 80 - light color daylight 5000K - waterproof IP65 - beam angle 120° - product color black - dimensions 105 x 85 x 30mm - material aluminum - mounting set not included - lifespan 30,000 hours - voltage 200-240V - SKU 0782   | 50€  |
|    | 63 | 10 x 30 watt floodlights Frosted Glass SMD LED Waterproof 3000K - luminous flux 2400 lumen - lumen/watt 80 - light color warm white 3000K - waterproof IP65 - beam angle 120° - product color black - dimensions 150 x 115 x 23mm - material aluminum - mounting set not included - lifespan 30,000 hours - voltage 200-240V - SKU 0783   | 50€  |
|    | 64 | 10 x 30 watt floodlights Frosted Glass SMD LED Waterproof 5000K - luminous flux 2400 lumen - lumen/watt 80 - light color daylight 5000K - waterproof IP65 - beam angle 120° - product color black - dimensions 150 x 115 x 23mm - material aluminum - mounting set not included - lifespan 30,000 hours - voltage 200-240V - SKU 0784   | 50€  |



|   |    |   |      |
|---|----|---|------|
|    | 65 | 10 x 50 watt floodlights Frosted Glass SMD LED Waterproof 3000K - luminous flux 4000 lumen - lumen/watt 80 - light color warm white 3000K - waterproof IP65 - beam angle 120° - product color black - dimensions 205 x 160 x 25mm - material aluminum - mounting set not included - lifespan 30,000 hours - voltage 200-240V                                | 70€  |
|    | 66 | 10 x 50 watt floodlights Frosted Glass SMD LED Waterproof 3000K - luminous flux 4000 lumen - lumen/watt 80 - light color daylight 5000K - waterproof IP65 - beam angle 120° - product color black - dimensions 205 x 160 x 25mm - material aluminum - mounting set not included - lifespan 30,000 hours - voltage 200-240V                                  | 70€  |
|   | 67 | 10 x 100 watt floodlights Frosted Glass SMD LED Waterproof 3000K - luminous flux 8000 lumen - lumen/watt 80 - light color warm white 3000K - waterproof IP65 - beam angle 120° - product color black - dimensions 269 x 210 x 25mm - material aluminum - mounting set not included - lifespan 30,000 hours - voltage 200-240V - SKU 00786                   | 125€ |
|  | 68 | 10 x 100 watt floodlights Frosted Glass SMD LED Waterproof 5000K - luminous flux 8000 lumen - lumen/watt 80 - light color daylight 5000K - waterproof IP65 - beam angle 120° - product color black - dimensions 269 x 210 x 25mm - material aluminum - mounting set not included - lifespan 30,000 hours - voltage 200-240V                                 | 125€ |
|  | 69 | 10 x 50 watt Floodlights PRO SMD LED Waterproof 3000K - luminous flux 5000 lumen - lumen/watt = 100 high lumen - light color warm white 3000K - waterproof IP65 - beam angle 120° - product color black - dimensions 210 x 237mm - material aluminum - frosted matt glass - mounting kit not included - lifespan 30,000 hours - voltage 85-265V - SKU 00790 | 145€ |



|   |    |   |      |
|---|----|---|------|
|    | 70 | 10 x 50 watt Floodlights PRO SMD LED Waterproof 5000K - luminous flux 5000 lumen - lumen/watt = 100 high lumen - light color daylight 5000K - waterproof IP65 - beam angle 120° - product color black - size 210 x 237mm - material aluminum - frosted matt glass - mounting kit not included - lifespan 30,000 hours - voltage 85-265V - SKU 00791           | 145€ |
|    | 71 | 4 x 100 watt floodlights PRO SMD LED Waterproof 3000K - luminous flux 10000 lumen - lumen/watt = 100 high lumen - light color warm white 3000K - waterproof IP65 - beam angle 120° - product color black - dimensions 256 x 283mm - material aluminum - frosted matt glass - mounting kit not included - lifespan 30,000 hours - voltage 85-265V - SKU 00792  | 85€  |
|  | 72 | 10 x 100 watt Floodlights PRO SMD LED Waterproof 3000K - luminous flux 10000 lumen - lumen/watt = 100 high lumen - light color warm white 3000K - waterproof IP65 - beam angle 120° - product color black - dimensions 256 x 283mm - material aluminum - frosted matt glass - mounting kit not included - lifespan 30,000 hours - voltage 85-265V - SKU 00792 | 215€ |
|  | 73 | 4 x 100 watt floodlights PRO SMD LED Waterproof 5000K - luminous flux 10000 lumen - lumen/watt = 100 high lumen - light color daylight 5000K - waterproof IP65 - beam angle 120° - product color black - dimensions 256 x 283mm - material aluminum - frosted matt glass - mounting kit not included - lifespan 30,000 hours - voltage 85-265V - SKU 00793    | 85€  |
|  | 74 | 10 x 100 watt floodlights PRO SMD LED Waterproof 5000K - luminous flux 10000 lumen - lumen/watt = 100 high lumen - light color daylight 5000K - waterproof IP65 - beam angle 120° - product color black - dimensions 256 x 283mm - material aluminum - frosted matt glass - mounting kit not included - lifespan 30,000 hours - voltage                       | 215€ |








|   |    |   |      |
|---|----|---|------|
|   |    | 85-265V - SKU 00793   |      |
|    | 75 | 4 x 100 watt floodlights PRO PHILIPS Chip SMD LED Waterproof 3000K - luminous flux 10000 lumen - lumen/watt = 100 high lumen - light color warm white 3000K - waterproof IP65 - beam angle 120° - product color black - dimensions 256 x 283mm - material aluminum - frosted frosted glass - mounting kit not included - lifespan 30,000 hours - voltage 85-265V                | 115€ |
|    | 76 | 6 x 50 watt floodlights Frosted Glass with motion sensor SMD LED Waterproof 3000K - luminous flux 4000 lumen - lumen/watt 80 - light color warm white 3000K - waterproof IP44 - beam angle 120° - product color black - dimensions 220 x 205 x 25mm - material aluminum - mounting set not included - lifespan 30,000 hours - voltage 170-240V                                  | 70€  |
|  | 77 | 6 x 50 watt floodlights Frosted Glass with motion sensor SMD LED Waterproof 5000K - luminous flux 4000 lumen - lumen/watt 80 - light color daylight 5000K - waterproof IP44 - beam angle 120° - product color black - dimensions 220 x 205 x 25mm - material aluminum - mounting set not included included - lifespan 30,000 hours - voltage 170-240V                           | 70€  |
|  | 78 | 4 x 50 watt Floodlights PRO PHILIPS Chip with motion sensor SMD LED Waterproof 5000K - luminous flux 5000 lumen - lumen/watt = 100 high lumen - light color daylight 5000K - waterproof IP44 - beam angle 120° - product color black - dimensions 300 x 190mm - material aluminum - frosted frosted glass - mounting kit not included - lifespan 30,000 hours - voltage 85-265V | 75€  |



|   |    |  |      |
|---|----|--|------|
|    | 79 | 10 x 16 watt 120cm T5 LED light connectable 3000K with on/off switch - luminous flux 1360 lumen - light color warm white 3000K - SMD LED - product color white - dim. 1179 x 22 x 33 mm - material PC and PVC - mounting kit included - lifespan 30,000 hours - beam angle 120° - voltage 165-265V (50/60Hz) - SKU 00673 | 45€  |
|    | 80 | 30 x 16 watt 120cm T5 LED light linkable 3000K with on/off switch - luminous flux 1360 lumen - light color warm white 3000K - SMD LED - product color white - dim. 1179 x 22 x 33 mm - material PC and PVC - mounting kit included - lifespan 30,000 hours - beam angle 120° - voltage 165-265V (50/60Hz) - SKU 00673    | 130€ |
|   | 81 | 10 x 16 watt 120cm T5 LED light linkable 4000K with on/off switch - luminous flux 1360 lumen - light color neutral white 4000K - SMD LED - product color white - dim. 1179 x 22 x 33 mm - material PC and PVC - mounting kit included - lifespan 30,000 hours - beam angle 120° - voltage 165-265V (50/60Hz) - SKU 00674 | 45€  |
|  | 82 | 30 x 16 watt 120cm T5 LED light linkable 4000K with on/off switch - luminous flux 1360 lumen - light color neutral white 4000K - SMD LED - product color white - dim. 1179 x 22 x 33 mm - material PC and PVC - mounting kit included - lifespan 30,000 hours - beam angle 120° - voltage 165-265V (50/60Hz) - SKU 00674 | 130€ |
|  | 83 | 30 x 16 watt 120cm T5 LED light linkable 6000K with on/off switch - luminous flux 1360 lumen - light color daylight 6000K - SMD LED - product color white - dim. 1179 x 22 x 33 mm - material PC and PVC - mounting kit included - lifespan 30,000 hours - beam angle 120° - voltage 165-265V (50/60Hz) - SKU 00675      | 130€ |













|   |    |  |      |
|---|----|--|------|
|    | 84 | 25 x 36 watt LED Batten light 120cm connectable 3000K - luminous flux 2880 lumen - light color warm white 3000K - SMD LED - IP20 - product color white - dim. 1200 x 25 x 72mm - material rigid - mounting set included - lifespan 30,000 hours - voltage 85-265V (50/60Hz) - max 10 batten lights can be linked together - SKU 00640  | 170€ |
|    | 85 | 10 x 36 watt LED Batten light 120cm connectable 4000K - luminous flux 2880 lumen - light color neutral white 4000K - SMD LED - IP20 - product color white - dim. 1200 x 25 x 72mm - material rigid - mounting kit included - lifespan 30,000 hours - voltage 85-265V (50/60Hz) - max 10 batten lights can be linked together - SKU 00641   | 70€  |
|   | 86 | 25 x 36 watt LED Batten light 120cm connectable 4000K - luminous flux 2880 lumen - light color neutral white 4000K - SMD LED - IP20 - product color white - dim. 1200 x 25 x 72mm - material rigid - mounting kit included - lifespan 30,000 hours - voltage 85-265V (50/60Hz) - max 10 batten lights can be linked together - SKU 00641   | 170€ |
|  | 87 | 10 x 36 watt LED Batten light thin 120cm connectable waterproof 4000K - luminous flux 3600 lumen - SMD LED - light color neutral white 4000K - IP65 waterproof - product color white - dim. 1155 x 28 x 48 mm - material PC - beam angle 120° - mounting set included - lifespan 30,000 hours - voltage 200-240V (50/60Hz) - max 10 batten lights can be linked together - SKU 00666 | 80€  |
|  | 88 | 20 x 36 watt LED Batten light thin 120cm connectable waterproof 4000K - luminous flux 3600 lumen - SMD LED - light color neutral white 4000K - IP65 waterproof - product color white - dim. 1155 x 28 x 48 mm - material PC - beam angle 120° - mounting set included - lifespan 30,000 hours - voltage 200-240V (50/60Hz) - max 10 batten lights can be linked together - SKU       | 155€ |





|   |    |  |      |
|---|----|--|------|
|   |    | 00666  |      |
|    | 89 | 10 x 36 watt LED Batten light thin 120cm connectable waterproof 6000K - luminous flux 3600 lumen - SMD LED - light color daylight 6000K - IP65 waterproof - product color white - dim. 1155 x 28 x 48 mm - material PC - beam angle 120° - mounting kit included - lifespan 30,000 hours - voltage 200-240V (50/60Hz) - max 10 batten lights can be linked together - SKU 00667      | 80€  |
|    | 90 | 20 x 36 watt LED Batten light thin 120cm connectable waterproof 6000K - luminous flux 3600 lumen - SMD LED - light color daylight 6000K - IP65 waterproof - product color white - dim. 1155 x 28 x 48 mm - material PC - beam angle 120° - mounting kit included - lifespan 30,000 hours - voltage 200-240V (50/60Hz) - max 10 batten lights can be linked together - SKU 00667      | 155€ |
|  | 91 | 10 x 40 watt LED Batten light thin 150cm connectable waterproof 4000K - luminous flux 4000 lumen - SMD LED - light color neutral white 4000K - IP65 waterproof - product color white - dim. 1450 x 28 x 48 mm - material PC - beam angle 120° - mounting set included - lifespan 30,000 hours - voltage 200-240V (50/60Hz) - max 10 batten lights can be linked together - SKU 00668 | 100€ |
|  | 92 | 20 x 40 watt LED Batten light thin 150cm connectable waterproof 4000K - luminous flux 4000 lumen - SMD LED - light color neutral white 4000K - IP65 waterproof - product color white - dim. 1450 x 28 x 48 mm - material PC - beam angle 120° - mounting set included - lifespan 30,000 hours - voltage 200-240V (50/60Hz) - max 10 batten lights can be linked together - SKU 00668 | 195€ |




|   |    |   |      |
|---|----|---|------|
|    | 93 | 10 x 40 watt LED Batten light thin 150cm connectable waterproof 6000K - luminous flux 4000 lumen - SMD LED - light color daylight 6000K - IP65 waterproof - product color white - dim. 1450 x 28 x 48 mm - material PC - beam angle 120° - mounting kit included - lifespan 30,000 hours - voltage 200-240V (50/60Hz) - max 10 batten lights can be linked together - SKU 00669 | 100€ |
|    | 94 | 20 x 40 watt LED Batten light thin 150cm connectable waterproof 6000K - luminous flux 4000 lumen - SMD LED - light color daylight 6000K - IP65 waterproof - product color white - dim. 1450 x 28 x 48 mm - material PC - beam angle 120° - mounting kit included - lifespan 30,000 hours - voltage 200-240V (50/60Hz) - max 10 batten lights can be linked together - SKU 00669 | 195€ |
|  | 95 | 10 x 36 watt LED Batten light 120cm connectable waterproof 4000K - luminous flux 2800 lumen - SMD LED - light color neutral white 4000K - IP65 waterproof - product color white - dim. 1239 x 36 x 61 mm - material PC - beam angle 120° - mounting set included - lifespan 30,000 hours - voltage 200-240V (50/60Hz) - max 10 batten lights can be linked together - SKU 00510 | 90€  |
|  | 96 | 20 x 36 watt LED Batten light 120cm connectable waterproof 4000K - luminous flux 2800 lumen - SMD LED - light color neutral white 4000K - IP65 waterproof - product color white - dim. 1239 x 36 x 61 mm - material PC - beam angle 120° - mounting set included - lifespan 30,000 hours - voltage 200-240V (50/60Hz) - max 10 batten lights can be linked together - SKU 00510 | 175€ |
|  | 97 | 10 x 36 watt LED Batten light 120cm connectable waterproof 6000K - luminous flux 2800 lumen - SMD LED - light color daylight 6000K - IP65 waterproof - product color white - dim. 1239 x 36 x 61 mm - material PC - beam angle 120° - mounting set included - lifespan 30,000 hours - voltage 200-240V (50/60Hz) - max 10 batten  | 90€  |



|   |     |  |      |
|---|-----|--|------|
|   |     | lights can be linked together - SKU 00511  |      |
|    | 98  | 20 x 36 watt LED Batten light 120cm connectable waterproof 6000K - luminous flux 2800 lumen - SMD LED - light color daylight 6000K - IP65 waterproof - product color white - dim. 1239 x 36 x 61 mm - material PC - beam angle 120° - mounting set included - lifespan 30,000 hours - voltage 200-240V (50/60Hz) - max 10 batten lights can be linked together - SKU 00511     | 175€ |
|    | 99  | 10 x 48 watt LED Batten light 150cm connectable waterproof 4000K - luminous flux 3800 lumen - SMD LED - light color neutral white 4000K - IP65 waterproof - product color white - dim. 1539 x 36 x 61 mm - material PC - beam angle 120° - mounting set included - lifespan 30,000 hours - voltage 200-240V (50/60Hz) - max 8 batten lights can be linked together - SKU 00512 | 125€ |
|  | 100 | 20 x 48 watt LED Batten light 150cm connectable waterproof 4000K - luminous flux 3800 lumen - SMD LED - light color neutral white 4000K - IP65 waterproof - product color white - dim. 1539 x 36 x 61 mm - material PC - beam angle 120° - mounting set included - lifespan 30,000 hours - voltage 200-240V (50/60Hz) - max 8 batten lights can be linked together - SKU 00512 | 240€ |
|  | 101 | 10 x 48 watt LED Batten light 150cm connectable waterproof 6000K - luminous flux 3800 lumen - SMD LED - light color daylight 6000K - IP65 waterproof - product color white - dim. 1539 x 36 x 61 mm - material PC - beam angle 120° - mounting set included - lifespan 30,000 hours - voltage 200-240V (50/60Hz) - max 8 batten lights can be linked together - SKU 00513      | 125€ |
|  | 102 | 20 x 48 watt LED Batten light 150cm connectable waterproof 6000K - luminous flux 3800 lumen - SMD LED - light color daylight 6000K - IP65 waterproof - product color white - dim. 1539 x 36 x 61 mm - material PC - beam angle 120° -  | 240€ |



|   |     |  |      |
|---|-----|--|------|
|   |     | mounting set included - lifespan 30,000 hours - voltage 200-240V (50/60Hz) - max 8 batten lights can be linked together - SKU 00513  |      |
|    | 103 | 10 x 63 watt LED PRO Batten light 150cm waterproof 6000K - luminous flux 5670 lumen - light color daylight 6000K - IP65 waterproof - product color white - dim. 1500 x 82 x 48mm - material PC - mounting kit included - lifespan 30,000 hours - voltage 175-265V - Attention wrong information about wattage and luminous flux on the boxes - SKU 00654 | 175€ |
|    | 104 | 12 x 150cm double LED TL T8 fixtures waterproof - IP54 waterproof - product color gray & white - dim. 1576 x 86 x 55 mm - material ABS and PS - mounting set not included - two T8 Tube inputs - LED tube not included - voltage 220-265V - one side L N connection  | 150€ |
|  | 105 | 24 x 150cm double LED TL T8 fixtures waterproof - IP54 waterproof - product color gray & white - dim. 1576 x 86 x 55 mm - material ABS and PS - mounting set not included - two T8 Tube inputs - LED tube not included - voltage 220-265V - one side L N connection  | 290€ |
|  | 106 | 8 x 60cm Pro double LED TL T8 fixtures waterproof with reflector - IP65 waterproof - product color gray - dim. 680 x 113 x 63mm - material ABS and PC - mounting set included - two T8 tube input - LED tube not included - voltage 220-265V - max 22W - one side L N connection - SKU 00600   | 75€  |
|  | 107 | 16 x 60cm Pro double LED TL T8 fixtures waterproof with reflector - IP65 waterproof - product color gray - dim. 680 x 113 x 63mm - material ABS and PC - mounting set included - two T8 tube input - LED tube not included - voltage 220-265V - max 22W - one side L N connection - SKU 00600  | 145€ |









|   |     |   |      |
|---|-----|---|------|
|    | 108 | 8 x 150cm Pro double LED TL T8 fixtures waterproof with reflector - IP65 waterproof - product color gray - dim. 1586 x 113 x 63mm - material ABS and PC - mounting set included - two T8 tube input - LED tube not included - voltage 220-265V - max 56W - one side L N connection - SKU 00602  | 145€ |
|    | 109 | 8 x 120cm Pro double LED TL T8 luminaires linkable - with reflector - IP65 waterproof - max 10 luminaires can be linked together using min. 1mm <sup>2</sup> wire - product color gray - dim. 1306 x 113 x 63mm - material ABS and PC - mounting kit included - two T8 tube input - LED tube not included - voltage 220-265V - max 44W - one side L N connection - SKU 00603    | 140€ |
|   | 110 | 8 x 150cm Pro double LED TL T8 luminaires linkable - with reflector - IP65 waterproof - max 12 luminaires can be linked together using min 1mm <sup>2</sup> wire - product color gray - dim. 1606 x 113 x 63mm - material ABS and PC - mounting set included - two T8 tube input - LED tube not included - voltage 220-265V - max 56W - one side L N connection - SKU 00604     | 160€ |
|  | 111 | 8 x 60cm Pro Design double LED TL T8 fixtures waterproof white with reflector - IP65 waterproof - product color white - dim. 683 x 138 x 84mm - material PC & iron reflector - mounting set included - two T8 Tube input - LED TL Tube not included - voltage 220-240V - one side L N connection - max 18 watt - SKU 00650  | 90€  |
|  | 112 | 8 x 60cm Pro Design double LED TL T8 fixtures waterproof dark gray with reflector - IP65 waterproof - product color dark gray - dim. 683 x 138 x 84mm - material PC & iron reflector - mounting set included - two T8 Tube input - LED TL Tube not included - voltage 220-240V - one side L N connection - max 18 watt - Attention wrong information about product color on the | 90€  |














|   |     |   |      |
|---|-----|---|------|
|   |     | boxes - SKU 00651   |      |
|    | 113 | 8 x 120cm Pro Design double LED TL T8 fixtures waterproof white with reflector - IP65 waterproof - product color white - dim. 1289 x 138 x 84mm - material PC & iron reflector - mounting set included - two T8 Tube input - LED TL Tube not included - voltage 220-240V - one side L N connection - max 36 watt - SKU 00652  | 140€ |
|    | 114 | 8 x 120cm Pro Design double LED TL T8 fixtures waterproof dark gray with reflector - IP65 waterproof - product color dark gray - dim. 1289 x 138 x 84mm - material PC & iron reflector - mounting kit included - two T8 Tube input - LED TL Tube not included - voltage 220-240V - one side L N connection - max 36 watt - Attention wrong information about product color on the boxes - SKU 00653 | 140€ |
|  | 115 | 200 x Connection terminal 3-way fire-resistant - welding terminal 0.08-2.5mm <sup>2</sup> wire thickness - max 250V 32A - Connector suitable for indoor cable installation - dimensions 14.5 x 17.3 x 20.8mm - operating temperature up to 110C° - SKU 803  | 60€  |
|  | 116 | 30 x 8 watt LED TL Tubes LED 60cm G13 T8 6400K - luminous flux 800 lumen - SMD LED - lumen/watt 100 (high lumen) - light color daylight 6400K - beam angle 195° - product color white - dim. Ø 26 x 600mm - material glass - lifespan 25,000 hours - voltage 170-265V - fed on one side   | 60€  |
|  | 117 | 30 x 16 watt LED TL Tubes LED 120cm G13 T8 4200K - luminous flux 1600 lumen - SMD LED - lumen/watt 100 (high lumen) - light color neutral white 4200K - beam angle 195° - product color white - dim. Ø 26 x 1200mm - material glass - lifespan 25,000 hours - voltage 170-265V - fed on one side  | 75€  |





|   |     |  |      |
|---|-----|--|------|
|    | 118 | 30 x 16 watt LED TL Tubes LED 120cm G13 T8 6400K - luminous flux 1600 lumen - SMD LED - lumen/watt 100 (high lumen) - light color daylight 6400K - beam angle 195° - product color white - dim. Ø 26 x 1200mm - material glass - lifespan 25,000 hours - voltage 170-265V - fed on one side      | 75€  |
|    | 119 | 30 x 22 watt LED TL Tubes LED 150cm G13 T8 4200K - luminous flux 2200 lumen - SMD LED - lumen/watt 100 (high lumen) - light color neutral white 4200K - beam angle 195° - product color white - dim. Ø 26 x 1500mm - material glass - lifespan 25,000 hours - voltage 170-265V - fed on one side | 105€ |
|   | 120 | 60 x 22 watt LED TL Tubes LED 150cm G13 T8 4200K - luminous flux 2200 lumen - SMD LED - lumen/watt 100 (high lumen) - light color neutral white 4200K - beam angle 195° - product color white - dim. Ø 26 x 1500mm - material glass - lifespan 25,000 hours - voltage 170-265V - fed on one side | 205€ |
|  | 121 | 30 x 22 watt LED TL Tubes LED 150cm G13 T8 6400K - luminous flux 2200 lumen - SMD LED - lumen/watt 100 (high lumen) - light color daylight 6400K - beam angle 195° - product color white - dim. Ø 26 x 1500mm - material glass - lifespan 25,000 hours - voltage 170-265V - fed on one side      | 105€ |
|  | 122 | 60 x 22 watt LED TL Tubes LED 150cm G13 T8 6400K - luminous flux 2200 lumen - SMD LED - lumen/watt 100 (high lumen) - light color daylight 6400K - beam angle 195° - product color white - dim. Ø 26 x 1500mm - material glass - lifespan 25,000 hours - voltage 170-265V - fed on one side      | 205€ |
|  | 123 | 200 x Connection terminal 2-way fire-resistant - welding terminal 0.08-2.5mm <sup>2</sup> wire thickness - max 250V 32A - Connector suitable for indoor cable installation - dimensions 14.5 x 12.7 x 20.8mm - operating temperature up to 110C° -   | 25€  |



|   |     |   |      |
|---|-----|---|------|
|   |     | SKU 802   |      |
| <br>  | 124 | 200 x Connection terminal 3-way fire-resistant - welding terminal 0.08-2.5mm <sup>2</sup> wire thickness - max 250V 32A - Connector suitable for indoor cable installation - dimensions 14.5 x 17.3 x 20.8mm - operating temperature up to 110C° - SKU 803  | 40€  |
| <br>  | 125 | 200 x Wire connector connection terminal 2x2 fold colored fire resistant - welding terminal 0.08-2.5mm <sup>2</sup> wire thickness - max 250V 32A - Connector suitable for indoor cable installation and cable connection - size 14.5 x 13.6 x 39.7mm - operating temperature up to 110C° - SKU 805                     | 70€  |
| <br>  | 126 | 200 x Wire connector connection terminal 3x3 fold colored fire resistant - welding terminal 0.08-2.5mm <sup>2</sup> wire thickness - max 250V 32A - Connector suitable for indoor cable installation and cable connection - size 14.5 x 18.6 x 39.7mm - operating temperature up to 110C° - SKU 806                     | 100€ |
| <br><br> | 127 | 40 x Cable connector 3 core waterproof fire resistant - sealing IP68 - 4-8mm cable thickness - max 1.5mm <sup>2</sup> wire thickness - max 250V 24A - Connector suitable for outdoor cable installation and 1,2,3 core cables - size Ø 21.5 x 76mm - operating temperature -40C° up to 105C° - SKU 800                  | 100€ |
| <br><br> | 128 | 40 x T-piece cable connector 3 core waterproof fire resistant - sealing IP68 - 4-10mm cable thickness - max 1.5mm <sup>2</sup> wire thickness - max 250V 24A - Connector suitable for outdoor cable installation and 1,2,3 core cables - dimensions Ø 25.1 x 92 x 62mm - operating temperature -40C° to 105C° - SKU 801 | 155€ |