



CATALOG LED INDUSTRIAL LIGHTS

auctim.com



auctim.com



auctim.com



DESCRIPTION

New LED lighting: floodlights, high bays, fluorescent fixtures and much more.

START

22 september 2022 to 07:00

END DATE

2 october 2022 from 16:00

VIEWING

- Monday September 26 2022 from 10:00 until 12:00
2870 PUURS, RIJKSWEG 19

AUCTIM PARTNER

MOYERSOEN NV

Helststraat 47, 2630 Aartselaar, Belgium
+32 3 827 21 31 - info.moyersoen@auctim.be
BTW BE 0452.153.622






ISSUE - COLLECTION

- Monday October 10 2022 from 09:00 until 11:00
2870 PUURS, RIJKSWEG 19

Online bidding only!

Catalog created on 2 october 2022 to 04:02



	Item	Description	Start price
	1	20 x 10 watt Floodlights Frosted Glass SMD LED Waterproof 3000K - luminous flux 800 lumen - lumen/watt 80 - light color warm white 3000K - waterproof IP65 - beam angle 120° - product color black - size 105 x 85 x 30mm - material aluminum - mounting set not included - lifespan 30,000 hours - voltage 200-240V - SKU 0781	50€
	2	20 x 10 watt Floodlights Frosted Glass SMD LED Waterproof 5000K - luminous flux 800 lumen - lumen/watt 80 - light color daylight 5000K - waterproof IP65 - beam angle 120° - product color black - size 105 x 85 x 30mm - material aluminum - mounting set not included - lifespan 30,000 hours - voltage 200-240V - SKU 0782	50€
	3	10 x 30 watt Floodlights Frosted Glass SMD LED Waterproof 3000K - luminous flux 2400 lumen - lumen/watt 80 - light color warm white 3000K - waterproof IP65 - beam angle 120° - product color black - size 150 x 115 x 23mm - material aluminum - mounting set not included - lifespan 30,000 hours - voltage 200-240V - SKU 0783	50€
	4	10 x 30 watt Floodlights Frosted Glass SMD LED Waterproof 5000K - luminous flux 2400 lumen - lumen/watt 80 - light color daylight 5000K - waterproof IP65 - beam angle 120° - product color black - size 150 x 115 x 23mm - material aluminum - mounting set not included - lifespan 30,000 hours - voltage 200-240V - SKU 0784	50€
	5	10 x 50 watt Floodlights Frosted Glass SMD LED Waterproof 3000K - luminous flux 4000 lumen - lumen/watt 80 - light color warm white 3000K - waterproof IP65 - beam angle 120° - product color black - size 205 x 160 x 25mm - material aluminum - mounting set not included - lifespan 30,000 hours - voltage 200-240V	70€



	6	10 x 50 watt Floodlights Frosted Glass SMD LED Waterproof 3000K - luminous flux 4000 lumen - lumen/watt 80 - light color daylight 5000K - waterproof IP65 - beam angle 120° - product color black - size 205 x 160 x 25mm - material aluminum - mounting set not included - lifespan 30,000 hours - voltage 200-240V	70€
	7	10 x 100 watt Floodlights Frosted Glass SMD LED Waterproof 3000K - luminous flux 8000 lumen - lumen/watt 80 - light color warm white 3000K - waterproof IP65 - beam angle 120° - product color black - size 269 x 210 x 25mm - material aluminum - mounting set not included - lifespan 30,000 hours - voltage 200-240V - SKU 00786	125€
	8	10 x 100 watt Floodlights Frosted Glass SMD LED Waterproof 5000K - luminous flux 8000 lumen - lumen/watt 80 - light color daylight 5000K - waterproof IP65 - beam angle 120° - product color black - size 269 x 210 x 25mm - material aluminum - mounting set not included - lifespan 30,000 hours - voltage 200-240V	125€
	9	10 x 50 watt Floodlights PRO SMD LED Waterproof 3000K - luminous flux 5000 lumen - lumen/watt = 100 high lumen - light color warm white 3000K - waterproof IP65 - beam angle 120° - product color black - size 210 x 237mm - material aluminum - frosted frosted glass - mounting set not included - lifespan 30,000 hours - voltage 85-265V - SKU 00790	145€
	10	10 x 50 watt Floodlights PRO SMD LED Waterproof 5000K - luminous flux 5000 lumen - lumen/watt = 100 high lumen - light color daylight 5000K - waterproof IP65 - beam angle 120° - product color black - size 210 x 237mm - material aluminum - frosted frosted glass - mounting set not included - lifespan 30,000 hours - voltage 85-265V - SKU 00791	145€







	11	4 x 100 watt Floodlights PRO SMD LED Waterproof 3000K - luminous flux 10000 lumen - lumen/watt = 100 high lumen - light color warm white 3000K - waterproof IP65 - beam angle 120° - product color black - size 256 x 283mm - material aluminum - frosted frosted glass - mounting set not included - lifespan 30,000 hours - voltage 85-265V - SKU 00792	85€
	12	10 x 100 watt Floodlights PRO SMD LED Waterproof 3000K - luminous flux 10000 lumen - lumen/watt = 100 high lumen - light color warm white 3000K - waterproof IP65 - beam angle 120° - product color black - size 256 x 283mm - material aluminum - frosted frosted glass - mounting set not included - lifespan 30,000 hours - voltage 85-265V - SKU 00792	215€
	13	4 x 100 watt Floodlights PRO SMD LED Waterproof 5000K - luminous flux 10000 lumen - lumen/watt = 100 high lumen - light color daylight 5000K - waterproof IP65 - beam angle 120° - product color black - size 256 x 283mm - material aluminum - frosted frosted glass - mounting set not included - lifespan 30,000 hours - voltage 85-265V - SKU 00793	85€
	14	10 x 100 watt Floodlights PRO SMD LED Waterproof 5000K - luminous flux 10000 lumen - lumen/watt = 100 high lumen - light color daylight 5000K - waterproof IP65 - beam angle 120° - product color black - size 256 x 283mm - material aluminum - frosted frosted glass - mounting set not included - lifespan 30,000 hours - voltage 85-265V - SKU 00793	215€
	15	4 x 100 watt Floodlights PRO PHILIPS Chip SMD LED Waterproof 3000K - luminous flux 10000 lumen - lumen/watt = 100 high lumen - light color warm white 3000K - waterproof IP65 - beam angle 120° - product color black - size 256 x 283mm - material aluminum - frosted frosted glass -	115€







		mounting set not included - lifespan 30,000 hours - voltage 85-265V	
	16	6 x 50 watt Floodlights Frosted Glass with motion sensor SMD LED Waterproof 3000K - luminous flux 4000 lumen - lumen/watt 80 - light color warm white 3000K - waterproof IP44 - beam angle 120° - product color black - size 220 x 205 x 25mm - material aluminum - mounting set not included - lifespan 30,000 hours - voltage 170-240V	70€
	17	6 x 50 watt Floodlights Frosted Glass with motion sensor SMD LED Waterproof 5000K - luminous flux 4000 lumen - lumen/watt 80 - light color daylight 5000K - waterproof IP44 - beam angle 120° - product color black - size 220 x 205 x 25mm - material aluminum - mounting set not including - lifespan 30,000 hours - voltage 170-240V	70€
	18	4 x 50 watt Floodlights PRO PHILIPS Chip with motion sensor SMD LED Waterproof 5000K - luminous flux 5000 lumen - lumen/watt = 100 high lumen - light color daylight 5000K - waterproof IP44 - beam angle 120° - product color black - size 300 x 190mm - material aluminum - frosted frosted glass - mounting set not included - lifespan 30,000 hours - voltage 85-265V	75€
	19	10 x 100 watt LED UFO Highbay SLIM Design Waterproof 3000K - luminous flux 11000 lumen SMD LED - lumen/watt 110 high lumen - light color warm white 3000K - waterproof IP65 - Linear IC driver included - beam angle 90° - product color sand black - diam Ø 270 x 37mm - material aluminum - mounting kit not included - lifespan 30,000 hours - voltage 200-240V - PF >0.9 - CRI >80 - SKU 00870 - it can show 5% difference in watt and lumen	250€







	20	20 x 100 watt LED UFO Highbay SLIM Design Waterproof 3000K - luminous flux 11000 lumen SMD LED - lumen/watt 110 high lumen - light color warm white 3000K - waterproof IP65 - Linear IC driver included - beam angle 90° - product color sand black - diam Ø 270 x 37mm - material aluminum - mounting kit not included - lifespan 30,000 hours - voltage 200-240V - PF >0.9 - CRI >80 - SKU 00870 - it can show 5% difference in watt and lumen	490€
	21	10 x 100 watt LED UFO Highbay SLIM Design Waterproof 4000K - luminous flux 11000 lumen SMD LED - lumen/watt 110 high lumen - light color neutral white 4000K - waterproof IP65 - Linear IC driver included - beam angle 90° - product color sand black - diam Ø 270 x 37mm - material aluminum - mounting kit not included - lifespan 30,000 hours - voltage 200-240V - PF >0.9 - CRI >80 - SKU 00871 - it can show 5% difference in watt and lumen	250€
	22	20 x 100 watt LED UFO Highbay SLIM Design Waterproof 4000K - luminous flux 11000 lumen SMD LED - lumen/watt 110 high lumen - light color neutral white 4000K - waterproof IP65 - Linear IC driver included - beam angle 90° - product color sand black - diam Ø 270 x 37mm - material aluminum - mounting kit not included - lifespan 30,000 hours - voltage 200-240V - PF >0.9 - CRI >80 - SKU 00871 - it can show 5% difference in watt and lumen	490€
	23	20 x 100 watt LED UFO Highbay SLIM Design Waterproof 6000K - luminous flux 11000 lumen SMD LED - lumen/watt 110 high lumen - light color daylight 6000K - waterproof IP65 - Linear IC driver included - beam angle 90° - product color sand black - diam Ø 270 x 37mm - material aluminum - mounting kit not included - lifespan 30,000 hours - voltage 200-240V - PF >0.9 - CRI >80 - SKU 00872 - it can show 5% difference in watt and lumen	490€







	24	<p>40 x 100 watt LED UFO Highbay SLIM Design Waterproof 6000K - luminous flux 11000 lumen SMD LED - lumen/watt 110 high lumen - light color daylight 6000K - waterproof IP65 - Linear IC driver included - beam angle 90° - product color sand black - diam Ø 270 x 37mm - material aluminum - mounting kit not included - lifespan 30,000 hours - voltage 200-240V - PF >0.9 - CRI >80 - SKU 00872 - it can show 5% difference in watt and lumen</p>	950€
	25	<p>10 x 150 watt LED UFO Highbay SLIM Design Waterproof 3000K - luminous flux 16500 lumen SMD LED - lumen/watt 110 high lumen - light color warm white 3000K - waterproof IP65 - Linear IC driver included - beam angle 90° - product color sand black - diam Ø 312 x 41mm - material aluminum - mounting kit not included - lifespan 30,000 hours - voltage 200-240V - PF >0.9 - CRI >80 - SKU 00873 - it can show 5% difference in watt and lumen</p>	320€
	26	<p>20 x 150 watt LED UFO Highbay SLIM Design Waterproof 3000K - luminous flux 16500 lumen SMD LED - lumen/watt 110 high lumen - light color warm white 3000K - waterproof IP65 - Linear IC driver included - beam angle 90° - product color sand black - diam Ø 312 x 41mm - material aluminum - mounting kit not included - lifespan 30,000 hours - voltage 200-240V - PF >0.9 - CRI >80 - SKU 00873 - it can show 5% difference in watt and lumen</p>	630€
	27	<p>10 x 150 watt LED UFO Highbay SLIM Design Waterproof 4000K - luminous flux 16500 lumen SMD LED - lumen/watt 110 high lumen - light color neutral white 4000K - waterproof IP65 - Linear IC driver included - beam angle 90° - product color sand black - diam Ø 312 x 41mm - material aluminum - mounting kit not included - lifespan 30,000 hours - voltage 200-240V - PF >0.9 - CRI >80 - SKU 00874 - it can show 5% difference in watt and lumen</p>	320€







	28	20 x 150 watt LED UFO Highbay SLIM Design Waterproof 4000K - luminous flux 16500 lumen SMD LED - lumen/watt 110 high lumen - light color neutral white 4000K - waterproof IP65 - Linear IC driver included - beam angle 90° - product color sand black - diam Ø 312 x 41mm - material aluminum - mounting kit not included - lifespan 30,000 hours - voltage 200-240V - PF >0.9 - CRI >80 - SKU 00874 - it can show 5% difference in watt and lumen	630€
	29	10 x 150 watt LED UFO Highbay SLIM Design Waterproof 6000K - luminous flux 16500 lumen SMD LED - lumen/watt 110 high lumen - light color daylight 6000K - waterproof IP65 - Linear IC driver included - beam angle 90° - product color sand black - diam Ø 312 x 41mm - material aluminum - mounting kit not included - lifespan 30,000 hours - voltage 200-240V - PF >0.9 - CRI >80 - SKU 00875 - it can show 5% difference in watt and lumen	320€
	30	30 x 150 watt LED UFO Highbay SLIM Design Waterproof 6000K - luminous flux 16500 lumen SMD LED - lumen/watt 110 high lumen - light color daylight 6000K - waterproof IP65 - Linear IC driver included - beam angle 90° - product color sand black - diam Ø 312 x 41mm - material aluminum - mounting kit not included - lifespan 30,000 hours - voltage 200-240V - PF >0.9 - CRI >80 - SKU 00875 - it can show 5% difference in watt and lumen	930€
	31	10 x 200 watt LED UFO Highbay SLIM Design Waterproof 3000K - luminous flux 22000 lumen SMD LED - lumen/watt 110 high lumen - light color warm white 3000K - waterproof IP65 - Linear IC driver included - beam angle 90° - product color sand black - diam Ø 378 x 41mm - material aluminum - mounting kit not included - lifespan 30,000 hours - voltage 200-240V - PF >0.9 - CRI >80 - SKU 00876 - it can show 5% difference in watt and lumen	400€



	32	20 x 200 watt LED UFO Highbay SLIM Design Waterproof 3000K - luminous flux 22000 lumen SMD LED - lumen/watt 110 high lumen - light color warm white 3000K - waterproof IP65 - Linear IC driver included - beam angle 90° - product color sand black - diam Ø 378 x 41mm - material aluminum - mounting kit not included - lifespan 30,000 hours - voltage 200-240V - PF >0.9 - CRI >80 - SKU 00876 - it can show 5% difference in watt and lumen	790€
	33	10 x 200 watt LED UFO Highbay SLIM Design Waterproof 4000K - luminous flux 22000 lumen SMD LED - lumen/watt 110 high lumen - light color neutral white 4000K - waterproof IP65 - Linear IC driver included - beam angle 90° - product color sand black - diam Ø 378 x 41mm - material aluminum - mounting kit not included - lifespan 30,000 hours - voltage 200-240V - PF >0.9 - CRI >80 - SKU 00877 - it can show 5% difference in watt and lumen	400€
	34	20 x 200 watt LED UFO Highbay SLIM Design Waterproof 4000K - luminous flux 22000 lumen SMD LED - lumen/watt 110 high lumen - light color neutral white 4000K - waterproof IP65 - Linear IC driver included - beam angle 90° - product color sand black - diam Ø 378 x 41mm - material aluminum - mounting kit not included - lifespan 30,000 hours - voltage 200-240V - PF >0.9 - CRI >80 - SKU 00877 - it can show 5% difference in watt and lumen	790€
	35	10 x 200 watt LED UFO Highbay SLIM Design Waterproof 6000K - luminous flux 22000 lumen SMD LED - lumen/watt 110 high lumen - light color daylight 6000K - waterproof IP65 - Linear IC driver included - beam angle 90° - product color sand black - diam Ø 378 x 41mm - material aluminum - mounting set not included - lifespan 30,000 hours - voltage 200-240V - PF >0.9 - CRI >80 - SKU 00878 - it can show 5% difference in watt and lumen	400€







 <p>200W HIGH LUMEN 110 LM/W HIGH LUMEN SLIM LED IP65 WATERPROOF</p>	36	<p>30 x 200 watt LED UFO Highbay SLIM Design Waterproof 6000K - luminous flux 22000 lumen SMD LED - lumen/watt 110 high lumen - light color daylight 6000K - waterproof IP65 - Linear IC driver included - beam angle 90° - product color sand black - diam Ø 378 x 41mm - material aluminum - mounting set not included - lifespan 30,000 hours - voltage 200-240V - PF >0.9 - CRI >80 - SKU 00878 - it can show 5% difference in watt and lumen</p>	1.170€
	37	<p>4 x 100 watt SMD LED UFO Highbay Standard Waterproof 5000K - luminous flux 10000 lumen - lumen/watt 100 high lumen - light color daylight 5000K - Flicker Free - waterproof IP65 - beam angle 90° - with lens - product color black - diam Ø 300 x 150mm - material aluminum - mounting set not included - lifespan 30,000 hours - voltage 85-265V - PF >0.9 - CRI >80</p>	155€
 <p>130 LM/W HIGH LUMEN PHILIPS LED INSIDE LiFud LED DRIVER IP 65 WATERPROOF</p>	38	<p>4 x 100 watt SMD LED PHILIPS Chip UFO Highbay PRO Waterproof 6000K - luminous flux 13000 lumen - lumen/watt 130 high lumen - light color daylight 6000K - waterproof IP65 - with LiFud LED Driver - with lens - beam angle 90° - product color black - Ø 300 x 150mm - material aluminum - mounting set not included - lifespan 50,000 hours - voltage 220-240V - PF >0.9 - CRI >80</p>	245€
 <p>130 LM/W HIGH LUMEN PHILIPS LED INSIDE LiFud LED DRIVER IP 65 WATERPROOF</p>	39	<p>8 x 100 watt SMD LED PHILIPS Chip UFO Highbay PRO Waterproof 6000K - luminous flux 13000 lumen - lumen/watt 130 high lumen - light color daylight 6000K - waterproof IP65 - with LiFud LED Driver - with lens - beam angle 90° - product color black - Ø 300 x 150mm - material aluminum - mounting set not included - lifespan 50,000 hours - voltage 220-240V - PF >0.9 - CRI >80</p>	475€



	40	4 x 50 watt SMD LED Standard Street lighting 3000K Waterproof luminous flux 5000 lumen - lumen/watt 100 high lumen - light color warm white 3000K - waterproof IP65 - beam angle 90° - with lens - product color black and gray - dim. 460 x 190 x 60mm - material aluminum - mounting set not included - lifespan 30,000 hours - voltage 85- 265V	100€
	41	8 x 50 watt SMD LED Standard Street lighting 3000K Waterproof luminous flux 5000 lumen - lumen/watt 100 high lumen - light color warm white 3000K - waterproof IP65 - beam angle 90° - with lens - product color black and gray - dim. 460 x 190 x 60mm - material aluminum - mounting set not included - lifespan 30,000 hours - voltage 85- 265V	195€
	42	4 x 50 watt SMD LED Standard Street lighting 5000K Waterproof luminous flux 5000 lumen - lumen/watt 100 high lumen - light color daylight 5000K - waterproof IP65 - beam angle 90° - with lens - product color black and gray - dim. 460 x 190 x 60mm - material aluminum - mounting set not included - lifespan 30,000 hours - voltage 85- 265V	100€
	43	8 x 50 watt SMD LED Standard Street lighting 5000K Waterproof luminous flux 5000 lumen - lumen/watt 100 high lumen - light color daylight 5000K - waterproof IP65 - beam angle 90° - with lens - product color black and gray - dim. 460 x 190 x 60mm - material aluminum - mounting set not included - lifespan 30,000 hours - voltage 85- 265V	195€
	44	2 x 100 watt SMD LED Standard Street lighting 3000K Waterproof - luminous flux 10000 lumen - lumen/watt 100 high lumen - light color warm white 3000K - waterproof IP65 - beam angle 90° - with lens - product color black and gray - dim. 520 x 210 x 67mm - material aluminum - mounting set not included - lifespan 30,000 hours - voltage 85-	75€







		265V	
	45	6 x 100 watt SMD LED Standard Street lighting 3000K Waterproof - luminous flux 10000 lumen - lumen/watt 100 high lumen - light color warm white 3000K - waterproof IP65 - beam angle 90° - with lens - product color black and gray - dim. 520 x 210 x 67mm - material aluminum - mounting set not included - lifespan 30,000 hours - voltage 85-265V	220€
	46	2 x 100 watt SMD LED Street lighting 5000K Waterproof - luminous flux 10000 lumen - lumen/watt 100 high lumen - light color daylight 5000K - waterproof IP65 - beam angle 90° - with lens - product color black and gray - dim. 520 x 210 x 67mm - material aluminum - mounting set not included - lifespan 30,000 hours - voltage 85-265V	75€
	47	6 x 100 watt SMD LED Street lighting 5000K Waterproof - luminous flux 10000 lumen - lumen/watt 100 high lumen - light color daylight 5000K - waterproof IP65 - beam angle 90° - with lens - product color black and gray - dim. 520 x 210 x 67mm - material aluminum - mounting set not included - lifespan 30,000 hours - voltage 85-265V	220€
	48	2 x 150 watt SMD LED Standard Street lighting 3000K Waterproof - luminous flux 15000 lumen - lumen/watt 100 high lumen - light color warm white 3000K - waterproof IP65 - beam angle 90° - with lens - product color black and gray - dim. 630 x 230 x 70mm - material aluminum - mounting set not included - lifespan 30,000 hours - voltage 85-265V	100€



	49	6 x 150 watt SMD LED Standard Street lighting 3000K Waterproof - luminous flux 15000 lumen - lumen/watt 100 high lumen - light color warm white 3000K - waterproof IP65 - beam angle 90° - with lens - product color black and gray - dim. 630 x 230 x 70mm - material aluminum - mounting set not included - lifespan 30,000 hours - voltage 85- 265V	295€
	50	2 x 150 watt SMD LED Standard Street lighting 5000K Waterproof - luminous flux 15000 lumen - lumen/watt 100 high lumen - light color daylight 5000K - waterproof IP65 - beam angle 90° - with lens - product color black and gray - dim. 630 x 230 x 70mm - material aluminum - mounting set not included - lifespan 30,000 hours - voltage 85- 265V	100€
	51	6 x 150 watt SMD LED Standard Street lighting 5000K Waterproof - luminous flux 15000 lumen - lumen/watt 100 high lumen - light color daylight 5000K - waterproof IP65 - beam angle 90° - with lens - product color black and gray - dim. 630 x 230 x 70mm - material aluminum - mounting set not included - lifespan 30,000 hours - voltage 85- 265V	295€
	52	4 x 50W Street Lighting PRO Philips Chip SMD LED Waterproof 3000K - luminous flux 5500 lumen - lumen/watt 110 high lumen - light color warm white 3000K - waterproof IP65 - beam angle 90° - with lens - product color black - with lens - dim. 460 x 190 x 60mm - material aluminum - mounting set not included - lifespan 30,000 hours - voltage 85-265V - SKU 00502	125€
	53	8 x 50W Street Lighting PRO Philips Chip SMD LED Waterproof 3000K - luminous flux 5500 lumen - lumen/watt 110 high lumen - light color warm white 3000K - waterproof IP65 - beam angle 90° - with lens - product color black - with lens - dim. 460 x 190 x 60mm - material aluminum - mounting set not included - lifespan 30,000 hours	245€



		- voltage 85-265V - SKU 00502	
	54	4 x 50W Street Lighting PRO Philips Chip SMD LED Waterproof 5000K - luminous flux 5500 lumen - lumen/watt 110 high lumen - light color daylight 5000K - waterproof IP65 - beam angle 90° - with lens - product color black - with lens - dim. 460 x 190 x 60mm - material aluminum - mounting set not included - lifespan 30,000 hours - voltage 85-265V - SKU 00503	2.125€
	55	8 x 50W Street Lighting PRO Philips Chip SMD LED Waterproof 5000K - luminous flux 5500 lumen - lumen/watt 110 high lumen - light color daylight 5000K - waterproof IP65 - beam angle 90° - with lens - product color black - with lens - dim. 460 x 190 x 60mm - material aluminum - mounting set not included - lifespan 30,000 hours - voltage 85-265V - SKU 00503	245€
	56	2 x 100W Street Lighting PRO Philips Chip SMD LED Waterproof 3000K - luminous flux 11000 lumen - lumen/watt 110 high lumen - light color warm white 3000K - waterproof IP65 - beam angle 90° - with lens - product color black - dim. 520 x 210 x 67mm - material aluminum - mounting set not included - lifespan 30,000 hours - voltage 85-265V - SKU 00504	80€
	57	6 x 100W Street Lighting PRO Philips Chip SMD LED Waterproof 3000K - luminous flux 11000 lumen - lumen/watt 110 high lumen - light color warm white 3000K - waterproof IP65 - beam angle 90° - with lens - product color black - dim. 520 x 210 x 67mm - material aluminum - mounting set not included - lifespan 30,000 hours - voltage 85-265V - SKU 00504	235€



	58	2 x 100W Street Lighting PRO Philips Chip SMD LED Waterproof 5000K - luminous flux 11000 lumen - lumen/watt 110 high lumen - light color daylight 5000K - waterproof IP65 - beam angle 90° - with lens - product color black - dim. 520 x 210 x 67mm - material aluminum - mounting set not included - lifespan 30,000 hours - voltage 85-265V - SKU 00505	80€
	59	6 x 100W Street Lighting PRO Philips Chip SMD LED Waterproof 5000K - luminous flux 11000 lumen - lumen/watt 110 high lumen - light color daylight 5000K - waterproof IP65 - beam angle 90° - with lens - product color black - dim. 520 x 210 x 67mm - material aluminum - mounting set not included - lifespan 30,000 hours - voltage 85-265V - SKU 00505	235€
	60	2 x 150 watt SMD LED PRO Philips Chip Street lighting 3000K Waterproof - luminous flux 16500 lumen - lumen/watt 110 high lumen - light color warm white 3000K - waterproof IP65 - beam angle 90° - with lens - product color black - dim. 630 x 230 x 70mm - material aluminum - mounting set not included - lifespan 30,000 hours - voltage 85-265V - SKU 00506	120€
	62	1 x 20 watt Solar Streetlight PRO Philips Chip with remote control - light color 5000 Kelvin - waterproof IP65 - SMD LED - luminous flux 2200 lumen - product color black - voltage 85-265V - lifespan 20,000 hours - size 365 x 190 mm - beam angle 90° - aluminum housing and glass - dimensions solar panel 347 x 606mm - solar panel power 25W voltage 6V - battery 3.2V 15A works 4 hours 100% and 4 hours 50% - wall mounting not included - including iron wall bracket black - diam Ø 60 x 500mm 113° angle - SKU 776	85€



	63	2 x 20 watt Solar Streetlight PRO Philips Chip with remote control - light color 5000 Kelvin - waterproof IP65 - SMD LED - luminous flux 2200 lumen - product color black - voltage 85-265V - lifespan 20,000 hours - size 365 x 190 mm - beam angle 90° - aluminum housing and glass - dimensions solar panel 347 x 606mm - solar panel power 25W voltage 6V - battery 3.2V 15A works 4 hours 100% and 4 hours 50% - wall mounting not included - including iron wall bracket black - diam Ø 60 x 500mm 113° angle - SKU 776	170€
	64	2 x 50 watt Street lighting SMD LED with photocell sensor 3000K Waterproof - luminous flux 5000 lumen - lumen/watt 100 high lumen - light color warm white 3000K - waterproof IP65 - with photocell sensor day off/night on - beam angle 90° - product color black and gray - dim. 460 x 190 x 100 mm - material aluminum - mounting set not included - lifespan 30,000 hours - voltage 85-265V - SKU 769	75€
	65	2 x 50 watt Street lighting SMD LED with photocell sensor 5000K Waterproof - luminous flux 5000 lumen - lumen/watt 100 high lumen - light color daylight 5000K - waterproof IP65 - with photocell sensor day off/night on - beam angle 90° - product color black and gray - dim. 460 x 190 x 100 mm - material aluminum - mounting set not included - lifespan 30,000 hours - voltage 85-265V - SKU 770	75€
	66	2 x 100 watt Street lighting SMD LED with photocell sensor 3000K Waterproof - luminous flux 10000 lumen - lumen/watt 100 high lumen - light color warm white 3000K - waterproof IP65 - with photocell sensor day off/night on - beam angle 90° - product color black and gray - dim. 520 x 210 x 100 mm - material aluminum - mounting set not included - lifespan 30,000 hours - voltage 85-265V - SKU 771	95€



	67	2 x 100 watt Street lighting SMD LED with photocell sensor 5000K Waterproof - luminous flux 10000 lumen - lumen/watt 100 high lumen - light color daylight 5000K - waterproof IP65 - with photocell sensor day off/night on - beam angle 90° - product color black and gray - dim. 520 x 210 x 100 mm - material aluminum - mounting set not included - lifespan 30,000 hours - voltage 85-265V - SKU 408	95€
	68	4 x 50 watt Street Lighting PRO Philips Chip with photocell sensor Waterproof 3000K - luminous flux 5500 lumen - lumen/watt 110 high lumen - light color warm white 3000K - waterproof IP65 - with photocell sensor day off/night on - beam angle 90° - product color black - with lens - dim. 460 x 190 x 60mm - material aluminum - mounting set not included - lifespan 30,000 hours - voltage 85-265V - SKU 772	175€
	69	4 x 50 watt Street Lighting PRO Philips Chip with photocell sensor Waterproof 5000K - luminous flux 5500 lumen - lumen/watt 110 high lumen - light color daylight 5000K - waterproof IP65 - with photocell sensor day off/night on - beam angle 90° - product color black - with lens - dim. 460 x 190 x 60mm - material aluminum - mounting set not included - lifespan 30,000 hours - voltage 85-265V - SKU 773	175€
	70	2 x 100 watt Street Lighting PRO Philips Chip with photocell sensor Waterproof 3000K - luminous flux 11000 lumen - lumen/watt 110 high lumen - light color warm white 3000K - waterproof IP65 - with photocell sensor day off/night on - beam angle 90° - product color black - with lens - dim. 520 x 210 x 100 mm - material aluminum - mounting set not included - lifespan 30,000 hours - voltage 85-265V - SKU 775	110€




	71	2 x 100 watt Street Lighting PRO Philips Chip with photocell sensor Waterproof 5000K - luminous flux 11000 lumen - lumen/watt 110 high lumen - light color daylight 5000K - waterproof IP65 - with photocell sensor day off/night on - beam angle 90° - product color black - with lens - dim. 520 x 210 x 100 mm - material aluminum - mounting set not included - lifespan 30,000 hours - voltage 85-265V - SKU 774	110€
	72	6 x Wall bracket for Street lighting 25cm sand black - color sand gray - material iron - diam Ø 60mm x 250mm - 113° angle - mounting set included - lamp not included	40€
	73	10 x Wall bracket for Street lighting 25cm sand black - color sand gray - material iron - diam Ø 60mm x 250mm - 113° angle - mounting set included - lamp not included	65€
	74	16 x Wall bracket for Street lighting 25cm sand black - color sand gray - material iron - diam Ø 60mm x 250mm - 113° angle - mounting set included - lamp not included	100€
	75	6 x Wall bracket for Street lighting 25cm sand gray - color sand gray - material iron - diam Ø 60mm x 250mm - 113° angle - mounting set included - lamp not included	40€
	76	10 x Wall bracket for Street lighting 25cm sand gray - color sand gray - material iron - diam Ø 60mm x 250mm - 113° angle - mounting set included - lamp not included	65€





	77	16 x Wall bracket for Street lighting 25cm sand gray - color sand gray - material iron - diam Ø 60mm x 250mm - 113° angle - mounting set included - lamp not included	100€
	78	6 x Tilttable Wall Bracket for Street Lighting 16 cm sand black - color black - material iron - diam Ø 60mm x 160 mm - mounting included - lamp not included - SKU 781	50€
	79	10 x Tilttable Wall Bracket for Street Lighting 16 cm sand black - color black - material iron - diam Ø 60mm x 160 mm - mounting included - lamp not included - SKU 781	80€
	80	16 x Tilttable Wall Bracket for Street Lighting 16 cm sand black - color black - material iron - diam Ø 60mm x 160 mm - mounting included - lamp not included - SKU 781	125€
	81	6 x Tilttable Wall Bracket for Street Lighting 16 cm sand gray - color gray - material iron - diam Ø 60mm x 160 mm - mounting included - lamp not included - SKU 781	50€
	82	10 x Tilttable Wall Bracket for Street Lighting 16 cm sand gray - color gray - material iron - diam Ø 60mm x 160 mm - mounting included - lamp not included - SKU 781	80€
	83	16 x Tilttable Wall Bracket for Street Lighting 16 cm sand gray - color gray - material iron - diam Ø 60mm x 160 mm - mounting included - lamp not included - SKU 781	125€

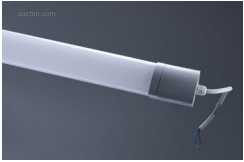
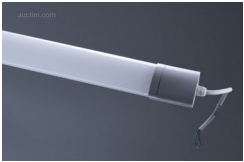




	84	30 x 16 watt 120cm T5 LED light connectable 3000K with on/off switch - luminous flux 1360 lumen - light color warm white 3000K - SMD LED - product color white - dim. 1179 x 22 x 33 mm - material PC and PVC - fixing set included - lifespan 30,000 hours - beam angle 120° - voltage 165-265V (50/60Hz) - SKU 00673	145€
	85	30 x 16 watt 120cm T5 LED light connectable 4000K with on/off switch - luminous flux 1360 lumen - light color neutral white 4000K - SMD LED - product color white - dim. 1179 x 22 x 33 mm - material PC and PVC - fixing set included - lifespan 30,000 hours - beam angle 120° - voltage 165-265V (50/60Hz) - SKU 00674	145€
	86	30 x 16 watt 120cm T5 LED light connectable 6000K with on/off switch - luminous flux 1360 lumen - light color daylight 6000K - SMD LED - product color white - dim. 1179 x 22 x 33 mm - material PC and PVC - mounting set included - lifespan 30,000 hours - beam angle 120° - voltage 165-265V (50/60Hz) - SKU 00675	145€
	87	25 x 36 watt LED Batten light 120cm connectable 3000K - luminous flux 2880 lumen - light color warm white 3000K - SMD LED - IP20 - product color white - dim. 1200 x 25 x 72mm - material rigid - mounting set included - lifespan 30,000 hours - voltage 85-265V (50/60Hz) - max 10 batten light can be linked together - SKU 00640	190€
	88	10 x 36 watt LED Batten light 120cm linkable 4000K - luminous flux 2880 lumen - light color neutral white 4000K - SMD LED - IP20 - product color white - dim. 1200 x 25 x 72mm - material rigid - mounting set included - lifespan 30,000 hours - voltage 85-265V (50/60Hz) - max 10 batten light can be linked together - SKU 00641	80€








	89	25 x 36 watt LED Batten light 120cm linkable 4000K - luminous flux 2880 lumen - light color neutral white 4000K - SMD LED - IP20 - product color white - dim. 1200 x 25 x 72mm - material rigid - mounting set included - lifespan 30,000 hours - voltage 85-265V (50/60Hz) - max 10 batten light can be linked together - SKU 00641	190€
	90	20 x 36 watt LED Batten light thin 120cm connectable waterproof 4000K - luminous flux 3600 lumen - SMD LED - light color neutral white 4000K - IP65 waterproof - product color white - dim. 1155 x 28 x 48 mm - material PC - beam angle 120° - mounting set included - lifespan 30,000 hours - voltage 200-240V (50/60Hz) - max 10 batten light can be linked together - SKU 00666	175€
	91	20 x 36 watt LED Batten light thin 120cm connectable waterproof 6000K - luminous flux 3600 lumen - SMD LED - light color daylight 6000K - IP65 waterproof - product color white - dim. 1155 x 28 x 48 mm - material PC - beam angle 120° - mounting set included - lifespan 30,000 hours - voltage 200-240V (50/60Hz) - max 10 batten light can be linked together - SKU 00667	175€
	92	20 x 40 watt LED Batten light thin 150cm connectable waterproof 4000K - luminous flux 4000 lumen - SMD LED - light color neutral white 4000K - IP65 waterproof - product color white - dim. 1450 x 28 x 48 mm - material PC - beam angle 120° - mounting set included - lifespan 30,000 hours - voltage 200-240V (50/60Hz) - max 10 batten light can be linked together - SKU 00668	215€
	93	20 x 40 watt LED Batten light thin 150cm connectable waterproof 6000K - luminous flux 4000 lumen - SMD LED - light color daylight 6000K - IP65 waterproof - product color white - dim. 1450 x 28 x 48 mm - material PC - beam angle 120° - mounting set included - lifespan 30,000 hours -	215€





		voltage 200-240V (50/60Hz) - max 10 batten light can be linked together - SKU 00669	
	94	20 x 36 watt LED Batten light 120cm connectable waterproof 4000K - luminous flux 2800 lumen - SMD LED - light color neutral white 4000K - IP65 waterproof - product color white - dim. 1239 x 36 x 61 mm - material PC - beam angle 120° - mounting set included - lifespan 30,000 hours - voltage 200-240V (50/60Hz) - max 10 batten light can be linked together - SKU 00510	190€
	95	20 x 36 watt LED Batten light 120cm connectable waterproof 6000K - luminous flux 2800 lumen - SMD LED - light color daylight 6000K - IP65 waterproof - product color white - dim. 1239 x 36 x 61 mm - material PC - beam angle 120° - mounting set included - lifespan 30,000 hours - voltage 200-240V (50/60Hz) - max 10 batten light can be linked together - SKU 00511	190€
	96	20 x 48 watt LED Batten light 150cm connectable waterproof 4000K - luminous flux 3800 lumen - SMD LED - light color neutral white 4000K - IP65 waterproof - product color white - dim. 1539 x 36 x 61 mm - material PC - beam angle 120° - mounting set included - lifespan 30,000 hours - voltage 200-240V (50/60Hz) - max 8 batten light can be linked together - SKU 00512	260€
	97	20 x 48 watt LED Batten light 150cm connectable waterproof 6000K - luminous flux 3800 lumen - SMD LED - light color daylight 6000K - IP65 waterproof - product color white - dim. 1539 x 36 x 61 mm - material PC - beam angle 120° - mounting set included - lifespan 30,000 hours - voltage 200-240V (50/60Hz) - max 8 batten light can be linked together - SKU 00513	260€








	98	10 x 63 watt LED PRO Batten light 150cm waterproof 6000K - luminous flux 5670 lumen - light color daylight 6000K - IP65 waterproof - product color white - dim. 1500 x 82 x 48mm - material PC - mounting set included - lifespan 30,000 hours - voltage 175-265V - Attention wrong information about wattage and luminous flux on the boxes - SKU 00654	175€
	99	20 x 63 watt LED PRO Batten light 150cm waterproof 6000K - luminous flux 5670 lumen - light color daylight 6000K - IP65 waterproof - product color white - dim. 1500 x 82 x 48mm - material PC - mounting set included - lifespan 30,000 hours - voltage 175-265V - Attention wrong information about wattage and luminous flux on the boxes - SKU 00654	345€
	100	12 x 150cm double LED fluorescent T8 fixtures waterproof - IP54 waterproof - product color gray & white - dim. 1576 x 86 x 55 mm - material ABS and PS - mounting set not included - two T8 Tube input - LED tube not included - voltage 220-265V - one side L N connection	155€
	101	24 x 150cm double LED fluorescent T8 fixtures waterproof - IP54 waterproof - product color gray & white - dim. 1576 x 86 x 55 mm - material ABS and PS - mounting set not included - two T8 Tube input - LED tube not included - voltage 220-265V - one side L N connection	300€
	102	8 x 60cm Pro double LED fluorescent T8 fixtures waterproof with reflector - IP65 waterproof - product color gray - dim. 680 x 113 x 63mm - material ABS and PC - mounting set included - two T8 tube input - LED tube not included - voltage 220-265V - max 22W - one side L N connection - SKU 00600	80€








	103	16 x 60cm Pro double LED fluorescent T8 fixtures waterproof with reflector - IP65 waterproof - product color gray - dim. 680 x 113 x 63mm - material ABS and PC - mounting set included - two T8 tube input - LED tube not included - voltage 220-265V - max 22W - one side L N connection - SKU 00600	155€
	104	8 x 150cm Pro double LED fluorescent T8 fixtures waterproof with reflector - IP65 waterproof - product color gray - dim. 1586 x 113 x 63mm - material ABS and PC - mounting set included - two T8 tube input - LED tube not included - voltage 220-265V - max 56W - one side L N connection - SKU 00602	150€
 SERIAL CONNECTION	105	8 x 120cm Pro double LED TL T8 fixtures connectable - with reflector - IP65 waterproof - max 10 fixtures can be connected to each other using words with min 1mm ² wire - product color gray - dim. 1306 x 113 x 63mm - material ABS and PC - mounting set included - two T8 tube input - LED tube not included - voltage 220-265V - max 44W - one side L N connection - SKU 00603	145€
	106	8 x 150cm Pro double LED fluorescent T8 fixtures connectable - with reflector - IP65 waterproof - max 12 fixtures can be linked together using words with min 1mm ² wire - product color gray - dim. 1606 x 113 x 63mm - material ABS and PC - mounting set included - two T8 tube input - LED tube not included - voltage 220-265V - max 56W - one side L N connection - SKU 00604	170€
	107	8 x 60cm Pro Design double LED fluorescent T8 fixtures waterproof white with reflector - IP65 waterproof - product color white - dim. 683 x 138 x 84mm - material PC & iron reflector - mounting set included - two T8 Tube inputs - LED TL Tube not included - voltage 220-240V - one side L N connection - max 18 watts - SKU 00650	100€










	108	8 x 60cm Pro Design double LED fluorescent T8 fixtures waterproof dark gray with reflector - IP65 waterproof - product color dark gray - dim. 683 x 138 x 84mm - material PC & iron reflector - mounting set included - two T8 Tube input - LED TL Tube not included - voltage 220-240V - one side L N connection - max 18 watt - Attention wrong information about product color on the boxes - SKU 00651	100€
	109	8 x 120cm Pro Design double LED fluorescent T8 fixtures waterproof white with reflector - IP65 waterproof - product color white - dim. 1289 x 138 x 84mm - material PC & iron reflector - mounting set included - two T8 Tube input - LED TL Tube not included - voltage 220-240V - one side L N connection - max 36 watt - SKU 00652	150€
	110	8 x 120cm Pro Design double LED fluorescent T8 fixtures waterproof dark gray with reflector - IP65 waterproof - product color dark gray - dim. 1289 x 138 x 84mm - material PC & iron reflector - mounting set included - two T8 Tube input - LED TL Tube not included - voltage 220-240V - one side L N connection - max 36 watt - Attention wrong information about product color on the boxes - SKU 00653	150€
	111	30 x 8 watt LED fluorescent tubes LED 60cm G13 T8 4200K - luminous flux 800 lumen - SMD LED - lumen/watt 100 (high lumen) - light color neutral white 4200K - beam angle 195° - product color white - dim. Ø 26 x 600mm - material glass - lifespan 25,000 hours - voltage 170-265V - fed on one side	60€
	112	30 x 8 watt LED fluorescent tubes LED 60cm G13 T8 6400K - luminous flux 800 lumen - SMD LED - lumen/watt 100 (high lumen) - light color daylight 6400K - beam angle 195° - product color white - dim. Ø 26 x 600mm - material glass - lifespan 25,000 hours - voltage 170-265V - fed on one side	60€




	113	30 x 16 watt LED fluorescent tubes LED 120cm G13 T8 4200K - luminous flux 1600 lumen - SMD LED - lumen/watt 100 (high lumen) - light color neutral white 4200K - beam angle 195° - product color white - dim. Ø 26 x 1200mm - material glass - lifespan 25,000 hours - voltage 170-265V - fed on one side	75€
	114	30 x 16 watt LED fluorescent tubes LED 120cm G13 T8 6400K - luminous flux 1600 lumen - SMD LED - lumen/watt 100 (high lumen) - light color daylight 6400K - beam angle 195° - product color white - dim. Ø 26 x 1200mm - material glass - lifespan 25,000 hours - voltage 170-265V - fed on one side	75€
	115	40 x T-piece cable connector 3 core waterproof fire resistant - sealing IP68 - 4-10mm cable thickness - max 1.5mm ² wire thickness - max 250V 24A - Connector suitable for outdoor cable installation and 1,2,3 core cables - size Ø 25.1 x 92 x 62mm - operating temperature -40C° to 105C° - SKU 801	105€
	116	60 x 22 watt LED fluorescent tubes LED 150cm G13 T8 4200K - luminous flux 2200 lumen - SMD LED - lumen/watt 100 (high lumen) - light color neutral white 4200K - beam angle 195° - product color white - dim. Ø 26 x 1500mm - material glass - lifespan 25,000 hours - voltage 170-265V - fed on one side	205€
	117	30 x 22 watt LED fluorescent tubes LED 150cm G13 T8 6400K - luminous flux 2200 lumen - SMD LED - lumen/watt 100 (high lumen) - light color daylight 6400K - beam angle 195° - product color white - dim. Ø 26 x 1500mm - material glass - lifespan 25,000 hours - voltage 170-265V - fed on one side	105€



	118	60 x 22 watt LED TL Tubes LED 150cm G13 T8 6400K - luminous flux 2200 lumen - SMD LED - lumen/watt 100 (high lumen) - light color daylight 6400K - beam angle 195° - product color white - dim. Ø 26 x 1500mm - material glass - lifespan 25,000 hours - voltage 170-265V - fed on one side	205€
	119	200 x Connection terminal 2-way fire resistant - welding terminal 0.08-2.5mm ² wire thickness - max 250V 32A - Connector suitable for indoor cable installation - size 14.5 x 12.7 x 20.8mm - operating temperature up to 110C° - SKU 802	25€
	120	200 x Connection terminal 3 ways fire resistant - welding terminal 0.08-2.5mm ² wire thickness - max 250V 32A - Connector suitable for indoor cable installation - size 14.5 x 17.3 x 20.8mm - operating temperature up to 110C° - SKU 803	40€
	121	200 x Wire connector connection terminal 2x2 colored fire resistant - welding terminal 0.08-2.5mm ² wire thickness - max 250V 32A - Connector suitable for indoor cable installation and cables interconnection - size 14.5 x 13.6 x 39.7mm - operating temperature up to 110°C - SKU 805	70€
	122	200 x Wire connector connection terminal 3x3-way colored fire resistant - welding terminal 0.08-2.5mm ² wire thickness - max 250V 32A - Connector suitable for indoor cable installation and cables interconnection - size 14.5 x 18.6 x 39.7mm - operating temperature up to 110°C - SKU 806	100€
 	123	40 x Cable connector 3 core waterproof fire resistant - sealing IP68 - 4-8mm cable thickness - max 1.5mm ² wire thickness - max 250V 24A - Connector suitable for outdoor cable installation and 1,2,3 core cables - size Ø 21.5 x 76mm - operating temperature -40C° up to 105C° - SKU 800	125€



	124	40 x T-piece cable connector 3 core waterproof fire resistant - sealing IP68 - 4-10mm cable thickness - max 1.5mm ² wire thickness - max 250V 24A - Connector suitable for outdoor cable installation and 1,2,3 core cables - size Ø 25.1 x 92 x 62mm - operating temperature -40C° to 105C° - SKU 801	175€
---	-----	---	------